

"Serving Lebanon and Berks Counties"

THE PATENT - OVERPRINT

The combined monthly newsletter of the Lebanon and Reading Stamp Collectors Clubs

May 2026
Number 80

The May meeting of the Lebanon Stamp Collectors Club will be held on Tuesday, May 19, 2026, at 6:30 p.m. at the Lebanon Community Library at 125 N 7th Street in historic downtown Lebanon (17046). Please bring along an item or two from your collection to share with us.

LEBANON COUNTY POST OFFICES
FORT INDIANTOWN GAP MILITARY RESERVATION
MARCH 1, 1941 TO JUNE 30, 1946 (WORLD WAR 2)
MARCH 16, 1951 TO SEPT. 1953 (KOREAN CONFLICT)


Remembering Fort Indiantown Gap

Editor's note: In honor of Memorial Day, we will again remember the role that "The Gap" has played in the military history of our county and our country. This year I am sharing several covers and postcards that were once a part of the collection of our friend, postal historian and postcard collector, Glenn Blauch.

"FIRST DAY CANCEL" Postmarked on the first day of operation with an Indiantown Gap, Pa. duplex cancel, March 1, 1941.




Postmarked September 18, 1945 with an Indiantown Gap, Pa. duplex cancel.



Postmarked March 21, 1941 with an Indiantown Gap, Pa. machine cancel.
(Universal Stamping Machine Co.)

Rate 3 cents



Postmarked April 4, 1953 with an Indiantown Gap, Pa. machine cancel. (Universal Stamping Machine Co.)

Rate 3 cents




Postmarked March 22, 1941 with an Indiantown Gap, Pa. circle date and a machine cancel and a duplex cancel.




Entrance to Military Reservation, Indiantown Gap, Pa.



*View of Military Reservation from Post Headquarters,
Indiantown Gap, Pa.*



AERIAL VIEW OF THE CAMP, INDIANTOWN GAP, PA.



1411

Arriving at Indiantown Gap, Pa.



G4



Infantry in Action, Indiantown Gap, Pa.

G3




Bayonet Drill, Indiantown Gap, Pa.

G1




Artillery Coming through Indiantown Gap, Pa.


G7



G10

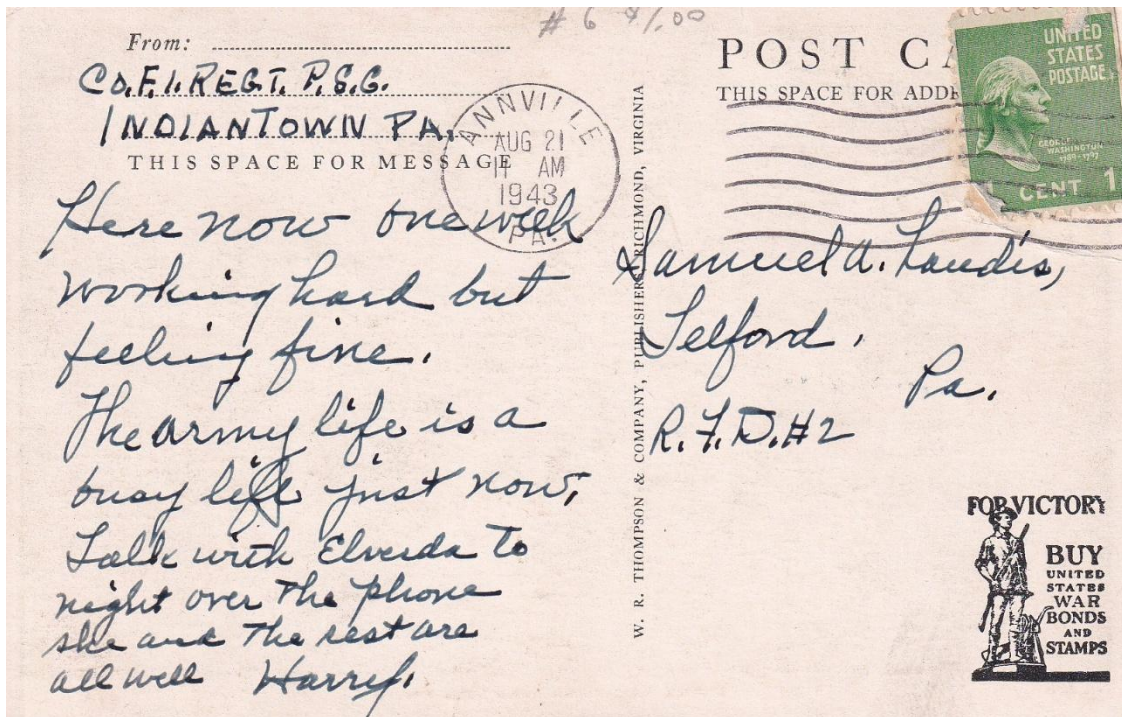
General's Home and Retreat, Indiantown Gap, Pa.






No. 683

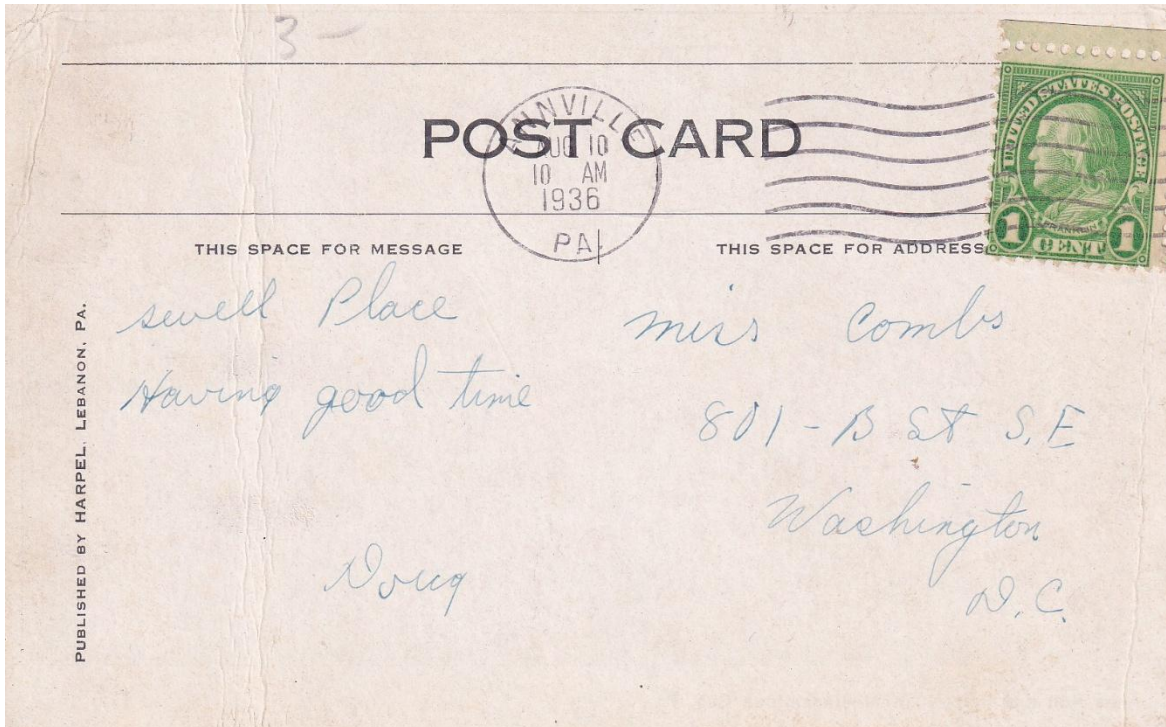
Service Club—Indiantown Gap, Pa.




“Here now one week working hard but feeling fine. The army life is a busy life just now. Talk with Elverda tonight over the phone. She and the rest are well. – Harry”



Mess Hall and Battery Street—Indiantown Gap, Pa.




“Swell place, having a good time. – Doug”



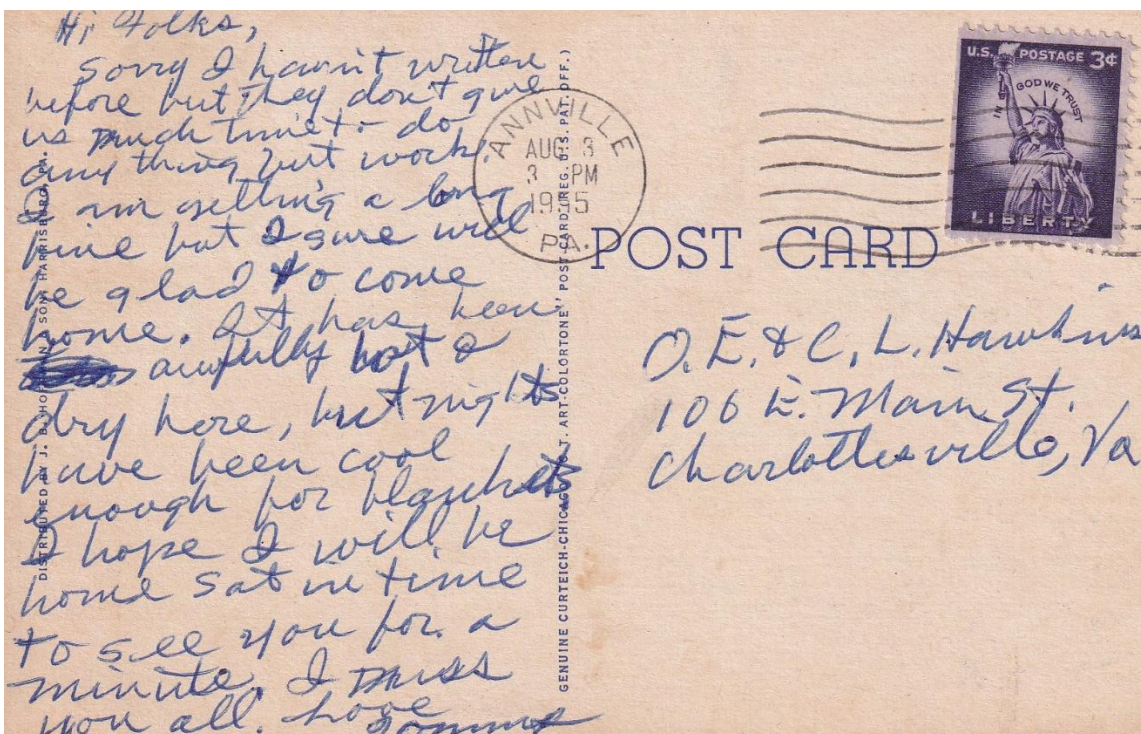
No. 681

Division Headquarters—Indiantown Gap, Pa.

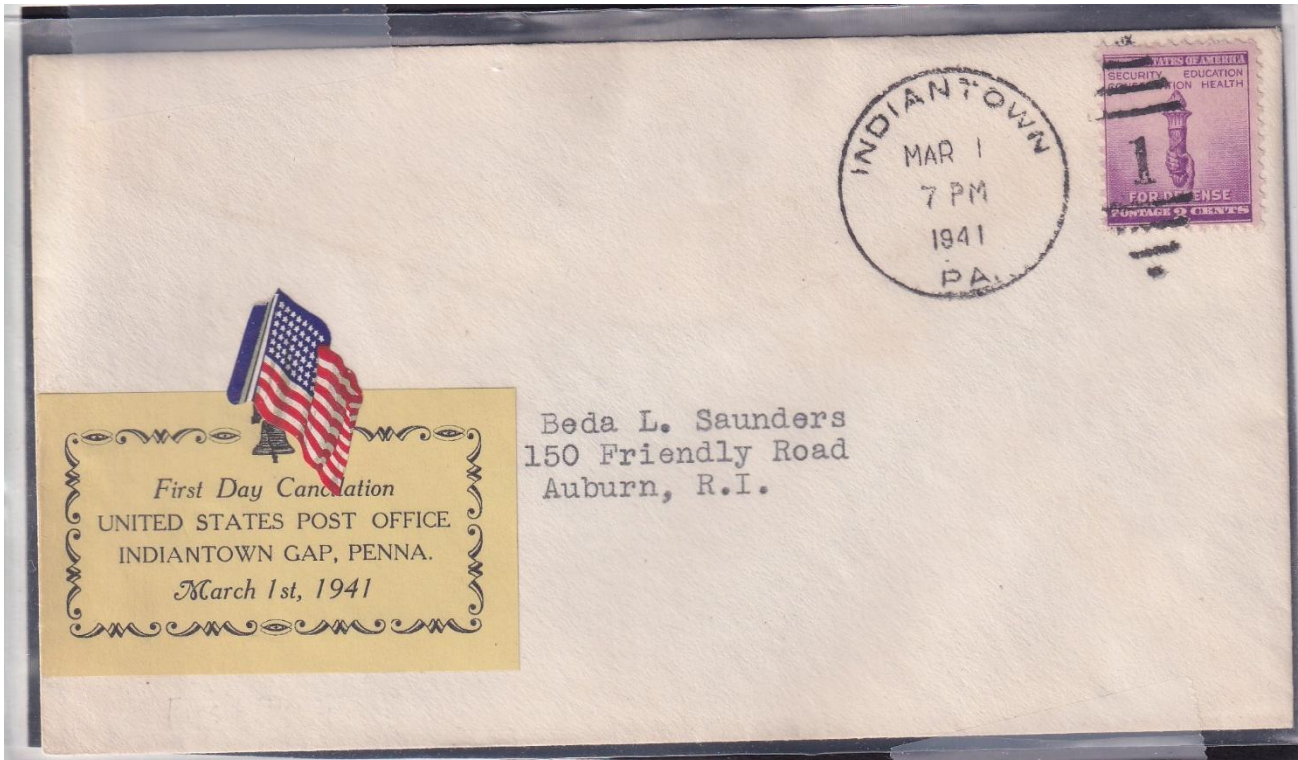


“Have been here for the past few weeks. Quite interesting here. – Jim”

Post Headquarters,
Military Reservation, Indiantown Gap, Pa.





“Hi folks, sorry I haven’t written before but they don’t give us much time to do anything but work. I am getting along fine but I sure would be glad to come home. It has been awfully hot and dry here, but nights have been cool enough for blankets. I hope I will be home Saturday in time to see you for a minute. I miss you all.”



First Day Cancellation
UNITED STATES POST OFFICE
INDIANTOWN GAP, PENNA.
March 1st, 1941

Beda L. Saunders
150 Friendly Road
Auburn, R.I.





These two cards are lovely, and while they are convincing at first glance, they are not actually scenes from the Gap. These are "Curt Teich" postcards from a ten-card "River Scenes" and "Country Scenes" series. Glenn had several "generic" Greetings from Indiantown Gap postcards in his collection; many local postcard collectors are very familiar with the practice of producing cards of local interest in this manner.

Our annual outdoor meeting is set for June!

Dennis Shoemaker has secured the site for our outdoor meeting at Cornwall Manor, on June 16, 2026. If we are unfortunate enough to be rained out on that date again this year, we're set up for a rain date on the date of the following month's meeting, July 21. This year we'll plan on meeting at the library if the meeting is rained out on either date, but we'll hope that the weather is great in June. Just like last year, Paul Petersen of the Philatelic Society of Lancaster County is excited to join us for the evening.

How to find us on June 16

Here are directions from Lebanon:

Take Cornwall Road to the three-way intersection at the Cornwall Elementary School, and bear to the left, continuing to the stop sign at the intersection with 419 (the Root Beer Barrel and Rail Trail parking area are on the left). Continue onto Boyd Street, past the left turn onto 419 and the post office on the right, but do not use the first (main) entrance into Cornwall Manor, which is also on the right.

Keep following Boyd Street around, past the health center on the right, onto Rexmont Road, and drive a short distance until you see the Cornwall Furnace on the left (you will see Apple Hill Road is on the right). A few hundred feet further on the right is the old stone paymaster's building, where you want to make a right turn into the parking area.

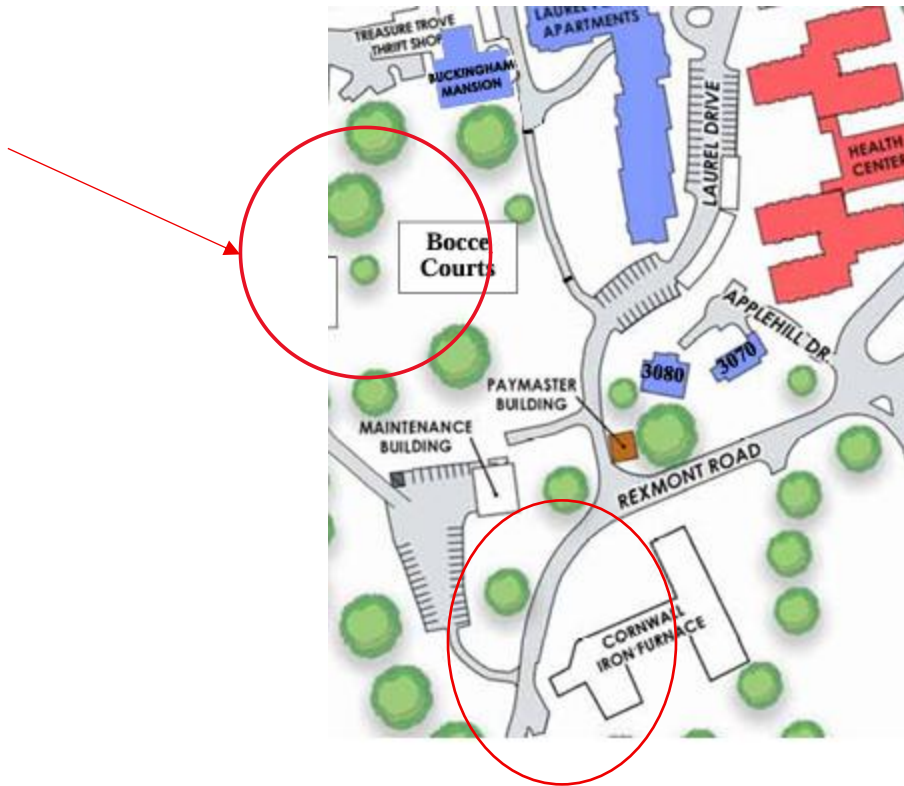
The first seven spots to the right in the parking area will be marked with cones; they are reserved for stamp club member parking. The road to the maintenance building is to the right where you'll be parked and the Macadam path to the pavilion at the bocce ball court is right there, just behind a stone wall.

Here is a simplified set of directions, including a link to a map of the grounds:

We are meeting at the picnic tables by the Bocce Ball courts on the Buckingham Campus. Here is a link to the map or the grounds on Cornwall Manor's website:

https://cornwallmanor.org/content/uploads/2021/10/Buckingham-Woods-Campus-Map_October2021.pdf

A smaller detail of the map below; notice the landmark at the bottom of the map – the Cornwall Iron Furnace. The Bocce courts can be easily accessed from Rexmont Road, by turning into the Cornwall Manor campus opposite the old Iron Furnace.



Here's a picture of the pavilion by the Bocce Ball courts where we are meeting:



Please come early! We'll try to have a sign and/or a person standing at the entrance off REXMONT ROAD to guide you there until about ten minutes after starting time.

You may call Scott Ney (717-383-1736) if you need any help finding us. We hope you can make it to our meeting to enjoy Paul's presentation!

Lebanon Stamp Collectors Club Calendar

Please contact the editor if you are interested in presenting at one of our monthly meetings.

Date	Presenter and Subject
May 19, 2026	Show, tell, and discuss
June 16, 2026	Outdoor meeting at Cornwall Manor – Dr. Paul Petersen
July 21, 2026	(rain date for our outdoor meeting at Cornwall Manor)
August 18, 2026	
September 15, 2026	
October 20, 2026	
November 17, 2026	
December 15, 2026	LSCC Holiday Dinner

The Lebanon Stamp Collectors Club thanks the Philatelic Society of Lancaster County for hosting our affiliate page, which is accessible by clicking the following link:

[The Lebanon Stamp Collectors Club – Philatelic Society of Lancaster County \(lcp-stamps.org\)](http://lcp-stamps.org)

The PSLC Events Calendar is located at the following link:

[Philatelic Society of Lancaster County – Award-winning, non-profit community organization dedicated to promoting stamp and postal history collecting as a hobby for education and fun. \(lcp-stamps.org\)](http://lcp-stamps.org)



The Lebanon Stamp Collectors Club Lebanon, PA 17042 – 17046

Scott Ney, newsletter editor



The Overprint

Newsletter of the Reading Stamp Collectors' Club

Meetings held at Calvary Lutheran Church,
1009 Elizabeth Avenue in Laureldale.

Elizabeth Avenue crosses Kutztown Road in the Muhlenberg Township area.
(About a mile north of Rt 222)

Meetings are the first Tuesday of each month at 7:00 p.m.
(doors open around 6:30 for pre meeting social time)

Issue: 2026 - 05

**NEXT MEETING:
TUESDAY June 2nd 2026**

TOPIC: "Something Unusual"

This is a topic where everyone can be a little creative as "unusual" can have many interpretations. Members see what you can find in your treasure trove of stamps.

TREASURER'S REPORT:

Current Account as of 03/31/2026: \$ 765.80

Savings Account as of 03/14/2025: \$ 3,414.63

RECENT USPS ISSUES

Stamps honoring centennial of iconic Route 66 to debuted at a first-day event on May 5 in Phoenix

Courtesy of Linns



In a March 11 media advisory, the United States Postal Service announced that the first-day ceremony for the set of eight Route 66 commemorative forever stamps, which celebrate the centennial of the historic highway, will take place May 5 at 9:15 a.m. Mountain Time as part of the National Postal Forum (NPF). The NPF is an annual mailing and shipping conference.

“Dubbed ‘The Mother Road’ by author John Steinbeck, Route 66 forever changed how Americans travel and became a symbol of freedom and adventure,” the Postal Service said. “During the Great Depression, people seeking better opportunities drove Route 66 west, and it became a symbol of postwar optimism.”

Available in a pane of 16 with two of each design, the eight stamps each show a different site — diners, motels and other landmarks — from the eight states along the approximately 2,400 miles of the iconic route that runs from Chicago, Ill., to Los Angeles, Calif.

Designed by USPS art director Greg Breeding, the stamps feature photographs taken by David Schwartz, a Route 66 photographer with more than 20 years of photographing the famous road. The pane's selvage features a photograph of Route 66 stretching into the horizon in Arizona.

Five of the stamps in the set include the Route 66 highway sign with each letter of "USA" stacked vertically underneath in the top left corner of the design, while the other three have the same motif in the top right corner. For all eight stamps, an uppercase "FOREVER" appears in the bottom corner opposite the sign.

USPS honors the bald eagle as a national symbol on May 14 in Wabasha, Minn.



The new issue, with five designs, is available in a pane of 20, four rows by five columns, and features illustrations of the national bird at various stages of life.

"Intrinsic" to the national identity of the United States since the early days of the republic," the Postal Service said, "the bald eagle (*Haliaeetus leucocephalus*) has been a favorite stamp subject for more than a century. These latest stamps offer a new take on the American icon."

Designed by USPS art director Derry Noyes, from original paintings by ornithologist and illustrator David Allen Sibley, the five stamps picture the raptor from the earliest stages of life being fed in a nest to a fully grown eagle.

The illustrations are set against a white background with the vertical text "Bald Eagle" in either the upper right or left corner of the design. Beneath this text, also printed vertically, the stamps read from left to right: "one week old," "four weeks old," "one year old," "two years old," and "adult," respectively. The word "forever" appears horizontally in the opposite upper corner of each stamp.

The National Eagle Center is a nonprofit educational, interpretive center and museum that focuses on education about eagles and the Upper Mississippi River watershed.

Probably most of you know about this but as a Brit I found this article fascinating and worth reprinting . . .



The Post Office Response

A recall of the distributed sheets was suggested, but that proved impractical. Instead, the Post Office reissued the affected stamps in un-gummed condition and, in most cases, imperforate form, in quantities large enough to satisfy demand. These official reissues became known as the Farley Special Printings.

The reprintings began on March 15, 1935. That decision transformed the scandal. Rather than allowing a small number of insiders to control the only examples, the Post Office made the same basic formats available to the collecting public. In doing so, it turned one of the most criticized episodes in postal history into one of the most collectible stamp issues of the era.

Why Collectors Still Love Farley's Follies

More than 90 years later, Farley's Follies still hold a special place in US stamp collecting. Part of the appeal is the story itself: few stamp issues come with such a vivid mix of politics, controversy, and public outrage. But collectors also appreciate the stamps because they offer something visually and technically different from normal issues. Their imperforate, un-gummed format makes them instantly recognizable and gives them a distinct place in a US collection.

These stamps were issued in large sheets, many of which were too big for standard albums. As a result, collectors often sought out pairs, blocks, gutter pairs, line pairs, and other positional formats instead. Those formats are still especially appealing because they help show how the sheets were printed and laid out, giving collectors a more hands-on connection to the production process.

Farley's Follies also remain popular because many are still affordable. That makes them a great choice for collectors who want to build a meaningful specialty collection without chasing only high-priced rarities. At the same time, scarcer positional pieces and unusual multiples can be much harder to find, which gives advanced collectors plenty to pursue.

Why Farley's Follies Matter in US Stamp History

Farley's Follies are important because they show how closely stamp collecting, politics, and public trust can intersect. What started as a questionable act of favoritism triggered a public backlash strong enough to force an official response. The result was a set of stamp reissues that became famous in their own right and remain a landmark in the history of US philately.

For today's collectors, Farley's Follies are more than a curiosity. They are a tangible reminder that even a postal controversy can leave behind some of the most fascinating collectibles in American history. If you enjoy stamps with a strong backstory, historical significance, and unusual formats, Farley's Follies are one of the most rewarding areas of US stamp collecting to explore.

AND Finally Royal Mail has issued stamps commemorating the Centenary of the Birth of Queen Elizabeth II



Above is the engaging souvenir Collectors' Sheet that features eight First Class stamps with photographs spanning Queen Elizabeth II's life and reign, paired with labels showcasing evocative portraits taken during the same time periods as the stamps.

Stamps and labels feature black-and-white and colour photographs of The Queen and other members of the Royal Family.

The stamps and labels are set against a light background featuring a special 100th anniversary emblem designed in honour of The Queen's centenary.

Note the British spelling of "color" and "honor"

The Reading Stamp Collector's Club

Mike Bach, Newsletter Editor