

# QUEEN VICKIE BY THE NUMBERS

By Richard Colberg

Presented to The Philatelic Gathering

Chester County History Center

February 15, 2025

In the  
beginning.....

May 6, 1840

---



1870  
One-half  
pence.  
Plates 1 – 20,  
ex.2, 7, 16, 17,  
& 18

1870  
One-half Pence



Plate 1



Plate 3



Plate 4



Plate 5



Plate 6



Plate 8



Plate 9



Plate 10



Plate 11



Plate 12



Plate 13



Plate 14



Plate 15



Plate 19



Plate 20

1880  
One Half-  
Pence  
Plates 1-8  
No I.D.



1841  
One Penny  
Red Imperf.  
Plates 12 –  
131  
No I.D.



# 1864 One Penny Red Perf. Plates 71 – 111, ex. 77



1864  
One Penny  
Red Perf.  
Plates 112 -  
169



1864  
One Penny  
Red Perf.  
Plates 170-  
225





One Penny  
Numbered  
Maltese  
Cross  
Cancels



1880  
One Penny  
No Plate  
I.D.



1881  
One Penny  
Die 1  
14 dots



1881  
One Penny  
Die 2  
16 dots



# 1870 Three Halfpence

1870

Three Halfpence



Plate 1




Plate 3

1880  
Three  
Halfpence

No Plate  
I.D.



1840  
Two Pence  
Plates 1 & 2  
NO I.D.



1841  
Two Pence  
Plates 3 & 4  
No I.D.





# 1855 & 1858 Two Pence Plates 5 - 15

1855-1858  
Two Pence Blue  
Large Crown watermark, perforated.

Fourth Issue



Plate 5  
Thick lines below POSTAGE  
and above TWO PENCE.



Plate 6  
Thin lines below POSTAGE  
And above TWO PENCE.

Fifth Issue  
1858-1869  
Thick White Lines



Plate 7



Plate 8



Plate 9



Plate 12

Thin White Lines



Plate 13



Plate 14



Plate 15

1880  
Two Pence  
No Plate  
I.D.



# 1875 Two and One-half Pence Plates 1 - 3

## TWO AND ONE-HALF PENCE

First Issue: July 1, 1875

Color: Lilac-Rose

Large colored corner letters

Single letter rate to the continent.



Anchor Watermark



Plate number  
location, each side



Plate 1

March 30, 1875  
To  
June 13, 1875



Plate 2

References are in  
conflict as to the dates  
of use of Plate 2.



Plate 3


July 12, 1875  
to  
20,000 sheets before  
Change of watermark.

1876  
Two and  
One-Half  
Pence  
Plates 3 - 8

TWO AND ONE-HALF PENCE

Second Issue: May 18, 1876      Color: Lilac-Rose  
Large colored corner letters

Single letter rate to the continent.



Orb Watermark

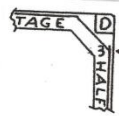


Plate number  
location, each side




Plate 3  
15,000 sheets  
to  
April 21, 1876




Plate 4  
April 21, 1876  
to  
July 3, 1876




Plate 5  
July 3, 1876  
to  
September 7, 1876




Plate 6  
September 7, 1876  
to  
March 20, 1877




Plate 7  
February 16, 1877  
to  
June 5, 1877




Plate 8  
June 4, 1877  
to  
September 13, 1877

# Plates 9 - 17

## TWO AND ONE-HALF PENCE

Plates of the second issue, continued.



Plate 9  
September 14, 1877  
to  
December 7, 1877



Plate 10  
December 7, 1877  
to  
March 19, 1878



Plate 11  
March 19, 1878  
to  
July 25, 1878



Plate 12  
July 25, 1878  
to  
September 30, 1878



Plate 13  
September 30, 1878  
to  
February 11, 1879



Plate 14  
February 11, 1879  
to  
May 8, 1879



Plate 15  
May 8, 1879  
to  
August 15, 1879



Plate 16  
August 15, 1879  
to  
October 22, 1879



Plate 17  
December 23, 1879  
5,000 sheets until  
Color change.

# 1880 Two and One-Half Pence Plates 17 – 20. Color changed.

## TWO AND ONE-HALF PENCE

Third Issue: February 5, 1880

Large colored corner letters

Color: Blue

The color was changed to meet U.P.U. requirements.



Orb Watermark

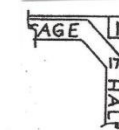


Plate number  
location, each side



Plate 17  
30,000 sheets  
to  
March 23, 1880



Plate 18  
February 11, 1880  
to  
April 15, 1880



Plate 19  
April 6, 1880  
to  
October 6, 1880



Plate 20  
October 11, 1880  
to  
February 2, 1881

1881  
Two and  
One-Half  
Pence  
Plates 21-  
23.  
Watermark  
changed.

TWO AND ONE-HALF PENCE

Fourth Issue: March 23, 1881

Color: Blue

Large colored corner letters

Beginning with this issue, the plate layout was changed from two panes of 96 stamps to two panes of 120 stamps. This plate layout agreed with earlier issues and was an attempt at standardization.



Large Crown  
Watermark

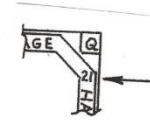


Plate number  
location, each side



Plate 21  
February 3, 1881  
to  
June 8, 1881



Plate 22  
June 9, 1881  
to  
December 4, 1883



Plate 23  
June 9, 1881  
to  
December 4, 1883

1862  
Three  
Pence  
Plate 2





1865  
Three  
Pence  
Plate 4



1867  
Three  
Pence  
Plates 4 –  
10

THREE PENCE

Third Issue: July, 1867                      Color: Rose  
Large uncolored corner letters



Spray of rose  
Watermark



Plate number  
location, each side




Plate 4  
11,005 sheets after  
change in watermark  
to June 13, 1868.




Plate 5  
December 18, 1867  
to  
date unknown.




Plate 6  
June 22, 1869  
to  
May 14, 1872




Plate 7  
October 19, 1871  
to  
February 29, 1872



Plate 8  
February 29, 1872  
to  
November 29, 1872




Plate 9  
July 31, 1872  
to  
December 19, 1873





Plate 10  
January 1, 1873  
to  
December 19, 1873

1873  
Three  
Pence  
Plates 11 –  
20, ex. 13.

**THREE PENCE**

Fourth Issue: July 5, 1873      Color: Carmine-rose  
Large colored corner letters



Spray of rose  
Watermark




Plate number  
location, each side










				
Plate 11 April 17, 1873 to Sept. 3, 1873	Plate 12 Sept. 4, 1873 to Dec. 12, 1873	Plate 14 January 12, 1874 to June 8, 1874	Plate 15 June 9, 1874 to Oct. 5, 1874	Plate 16 Oct. 29, 1874 to Feb. 19, 1875
				
Plate 17 Feb. 20, 1875 to June 12, 1875	Plate 18 July 13, 1875 to March 6, 1876	Plate 19 March 8, 1876 to Nov. 29, 1876	Plate 20 Nov. 29, 1876 to 30,000 sheets	

Plate 13 was defective and never put into production.

# 1881 Three Pence Plates 20- 21 with watermark change.

## THREE PENCE

Fifth Issue: February, 1881

Color: Carmine-rose

Large colored corner letters

In the interest of standardization, with this issue the 3-pence sheet layout was changed from 12 panes of 20 (4x5) to two panes of 120 (12 x 10).



Large Crown  
Watermark



Plate number  
location, each side



Plate 20  
5,000 sheets printed after  
change in watermark.



Plate 21  
July 15, 1880  
to  
late 1882

## THREE PENCE

Sixth Issue: January 1, 1883.

Color: Purple with carmine overprint.

Large colored corner letters.

The Customs and Inland Revenue Act of 1881 necessitated stamps usable for fiscal and postal use, but new designs were not yet available. Thus, the then-current 3-pence stamp was re-issued. The color was changed from carmine-rose to purple and the "3d" value was overprinted in carmine.



Plate 21  
to  
April 1, 1884

1855-56  
Four Pence  
Plates 1 &  
2

FOUR PENCE

First Issue: July 31, 1855

Color: Carmine

No corner letters or plate numbers

4-pence rate required to prepay the letter rate to France.



Small Garter Watermark



Put to press July 13, 1855


Printed on Plates 1 and 2, but without the attached selvage  
with plate number on it, it is impossible to distinguish.

Second Issue: February 25, 1856

Color: Carmine

Third Issue: November 1, 1856.

Color: Pink



Medium Garter Watermark



Only Plate 1 of the first issue was used on medium garter watermark paper.  
This change was due to a wish to keep the watermark clear of the Queen's head.  
The third issue was a printing ink change to help prevent "cleaning" used stamps.

1861-62  
Four Pence  
Plates 1 &  
2

FOUR PENCE

Fourth Issue

Plate 1 from the first, second and third issues and Plate 2 from the first issue were printed on large garter watermark paper. However, without the plate number on the selvage, it is impossible to differentiate between the plates.



Large Garter Watermark




Plate 1: Withdrawn June 6, 1861  
Plate 2: Withdrawn October 31, 1862

# 1862 Four Pence Plates 3 & 4

**FOUR PENCE**

Fifth Issue: January 15, 1862      Color: Scarlet  
Small uncolored corner letters.



Large Garter Watermark

Scarlet      Dull Red


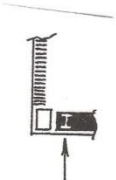



Plate 3  
November 30, 1861  
to  
June 8, 1863



Roman numeral "T"  
indicates Plate 3.



Roman numeral "II" and  
diagonal line indicates  
Plate 4.





Plate 4  
September 7, 1863  
to  
April 11, 1866

(Plate 5 was not completed.)

# 1865 Four Pence Plates 7 - 14

**FOUR PENCE**

Sixth Issue: July 4, 1865      Color: Vermilion  
Large uncolored corner letters.



Large Garter  
Watermark








Plate number locations

(Plate 6 was defective and never used.)

 Plate 7 June 8, 1865 to February 1, 1866	 Plate 8 January 23, 1866 to July 15, 1867	 Plate 9 May 16, 1867 to August 9, 1868	 Plate 10 March 17, 1868 to November 21, 1868
 Plate 11 December, 1868 to March 21, 1870	 Plate 12 March 21, 1870 to October 11, 1872	 Plate 13 October 11, 1872 to June 11, 1874	 Plate 14 May 8, 1873 to November 16, 1875



# 1876 Four Pence Plate 15

## FOUR PENCE

Seventh Issue: March 1, 1876

Color: Vermilion

Large colored corner letters.



Large Garter  
Watermark

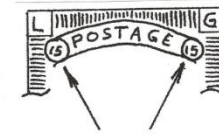


Plate number locations



Plate 15

November 17, 1875  
to  
15,000 sheets before  
color change.

1877  
Four Pence  
Plates 15 -  
16

FOUR PENCE

Eighth Issue: March 12, 1877

Color: Sage Green

Large colored corner letters.

Watermark and plate number locations unchanged.



Plate 15

February 27, 1877  
to  
June 5, 1877



Plate 16

October 23, 1877  
to  
June 14, 1880

# 1880 Four Pence Plate 17

## FOUR PENCE

Ninth Issue: August 15, 1880

Color: Brown

Large colored corner letters.

Watermark and plate number locations unchanged.



Plate 17

June 10, 1880

The number of sheets  
printed in brown is unknown.

1880  
Four Pence  
Plates 17 -  
18

FOUR PENCE

Tenth Issue: December 9, 1880

Color: Brown

Large colored corner letters.

This issue was necessitated by the change to Crown Watermark paper and the new standard of two panes of 120 stamps (12 x 20) per sheet.

Plate number locations did not change.



Large Crown Watermark



Plate 17  
January 1, 1881  
to  
August, 1882



Plate 18  
August 15, 1882  
to  
April 1, 1884

# 1881 Five Pence Plates 1 & 2, but no I.D.

## FIVE PENCE

Issued: March 15, 1881

Color: Indigo

As with the lowest four values, without attached sheet selvage,  
plate identification is not possible.



Large Crown Watermark



Type 9 Specimen Overprint



Plates 1, 2 & 3 were made  
but Plate 3 was not used.



"VR" in the cancellation indicates  
usage from the Royal Household.

# 1856 Six Pence Plate 1

## SIX PENCE

First Issue: October 21, 1856

Color: Lilac

No corner letters or plate numbers.



Emblems  
Watermark



No hyphen



Plate 1  
March 29, 1856  
to  
August 18, 1862



A pair of first issue six-pence stamps used to pay the one-shilling rate to the United States.

DUKE STREET

Marking on back.

# 1862 Six-Pence Plates 3 & 4

## SIX-PENCE

Second Issue: December 1, 1862

Color: Lilac

Small uncolored corner letters; no plate numbers.



Emblems  
Watermark

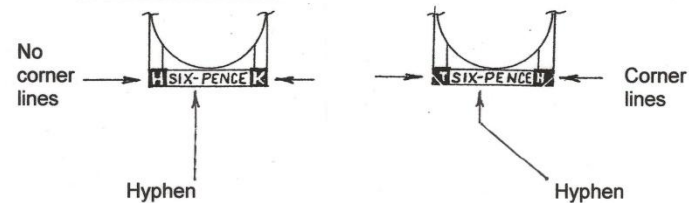
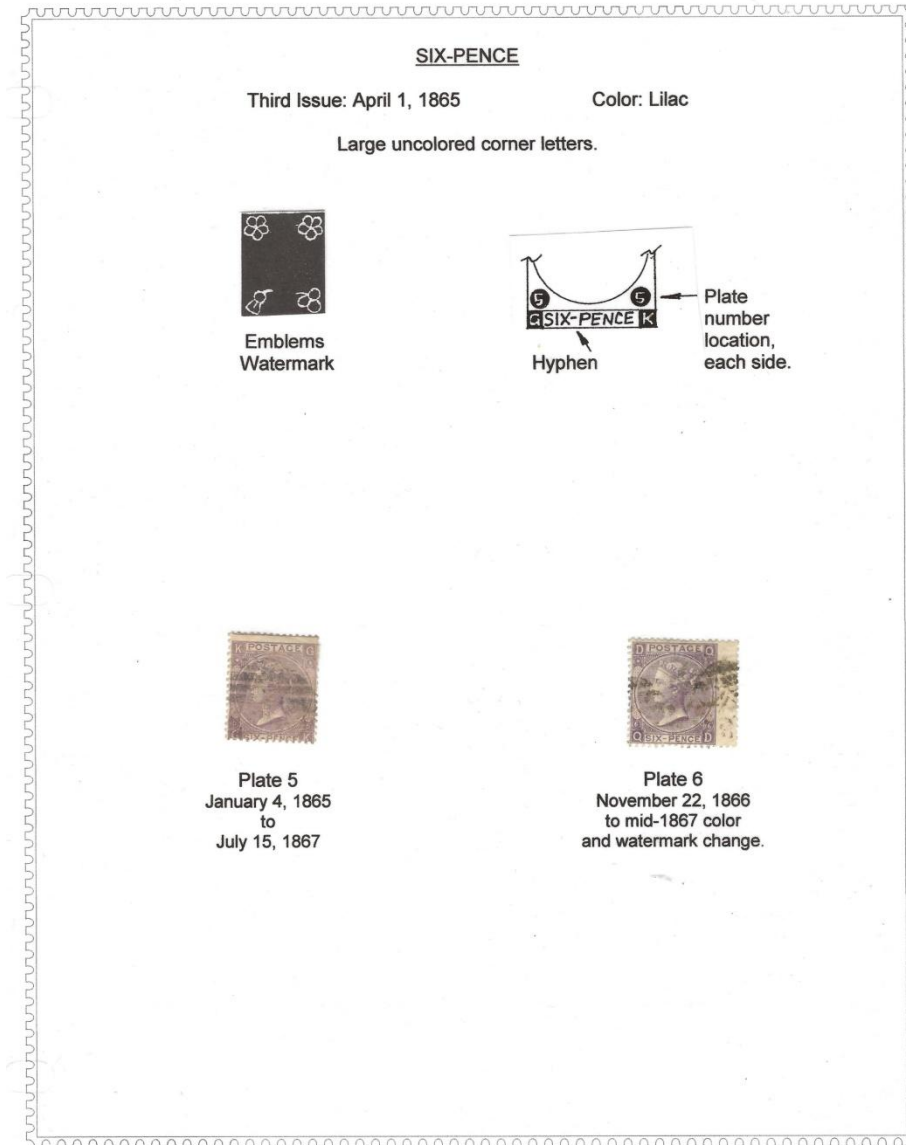


Plate 3  
September 9, 1862  
to  
April 11, 1864



Plate 4  
April 11, 1864  
to  
April 11, 1866

# 1865 Six-Pence Plates 5 & 6





# 1867 Six-Pence Plate 6, new color and watermark.

## SIX-PENCE

Fourth Issue: June 21, 1867

Color: Dull to bright lilac

Large uncolored corner letters.



Spray of Rose  
Watermark



Hyphen

Plate  
number  
location,  
each side.



Plate 6

Mid-1867  
to  
November 22, 1868



Fourth issue six-pence stamp used to pay the single letter rate to the U.S.A.

# 1869 Six Pence Plates 8 & 9

## SIX-PENCE

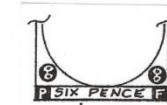
Fifth Issue: March 13, 1869

Color: Mauve

Large uncolored corner letters.



Spray of Rose  
Watermark



No hyphen

Plate  
number  
location,  
each side.



Plate 8  
December 18, 1868  
to  
April 1, 1872



Plate 9  
May 3, 1870  
to  
April 1, 1872

(Plates 7 and 10 were never put to press for production.)

# 1872 Six Pence Plate 11

## SIX-PENCE

Sixth Issue: April 1, 1872  
Large uncolored corner letters.

Color: Chestnut



Spray of Rose  
Watermark



Plate number



Plate 11  
January 25, 1872  
to  
20,000 sheets

The colors of the sixth and seventh issues are so similar that only copies dated before November 1, 1872 can be positively identified as from the sixth issue Plate 11.



A sixth issue stamp cancelled June 11, 1872 used to pay the six-pence rate to Italy.

1872  
Six Pence  
Plates 11 &  
12

SIX PENCE

Seventh Issue: November, 1872      Color: Pale buff  
Large uncolored corner letters.

Watermark and location of plate numbers unchanged.



Plate 11  
15,000 sheets  
to  
November 29, 1872  
(Both copies show very early usage.)



Plate 12  
October 30, 1872  
to 5,000 sheets  
before color change.

1873  
Six Pence  
Plate 12

SIX PENCE

Eighth Issue: April 24, 1873

Color: Grey

Large uncolored corner letters.

Watermark and location of plate numbers unchanged.



Plate 12  
20,000 sheets  
to  
October 10, 1873



Six pence stamp from the eighth issue, Plate 12, used  
to pay the single letter rate to the United States.

# 1874 Six Pence Plates 13 - 17

## SIX PENCE

Ninth Issue: March 31, 1874

Color: Grey

Large colored corner letters.

Watermark and location of plate numbers unchanged.



Spray of Rose  
Watermark



Plate  
number  
location,  
each side.



Plate 13  
December 11, 1873  
to  
October 19, 1874



Plate 14  
October 16, 1874  
to  
September 10, 1875



Plate 15  
November 26, 1875  
to  
November 3, 1877



Plate 16  
November 27, 1877  
to  
January 14, 1880



Plate 17  
April 21, 1880  
to  
15,000 sheets before  
watermark change.

# 1881 Six Pence Plates 17 & 18

## SIX PENCE

Tenth Issue: January 1, 1881

Color: Grey

Large colored corner letters.

This issue was due to the change in plate layout from 12 panes of 20 (4x5) to the new standard of two panes of 120 (12 x 10).



Crown  
Watermark



Plate  
number  
location,  
each side.



Plate 17  
20,000 sheets  
to  
July 19, 1882



Plate 18  
January 12, 1882  
to  
November, 1882

1883  
Six Pence  
with 6d  
overprint  
Plate 18

SIX PENCE

Eleventh Issue: January 1, 1883

Color: Purple, overprinted in carmine.

Large colored corner letters

The Customs and Inland Revenue Act of 1881 necessitated stamps usable for fiscal and postal use, but new designs were not yet available. Thus, the then-current six-pence stamp was reissued. The color was changed from grey to purple and the value "6d" was overprinted in carmine.



Plate 18

On Crown watermark paper. Used until April 1, 1884 when the new six-pence design was issued.



# 1876 Eight Pence Plate 1

## EIGHT PENCE

First Issue: Printed, never released.

Color: Purple-brown

Second Issue: September 11, 1876

Color: Orange

Large colored corner letters.

The eight pence issue was required for special rates to India and Australia.  
This was the first Great Britain eight pence stamp. There would not be another eight pence issue for another 37 years!



Crown  
Watermark

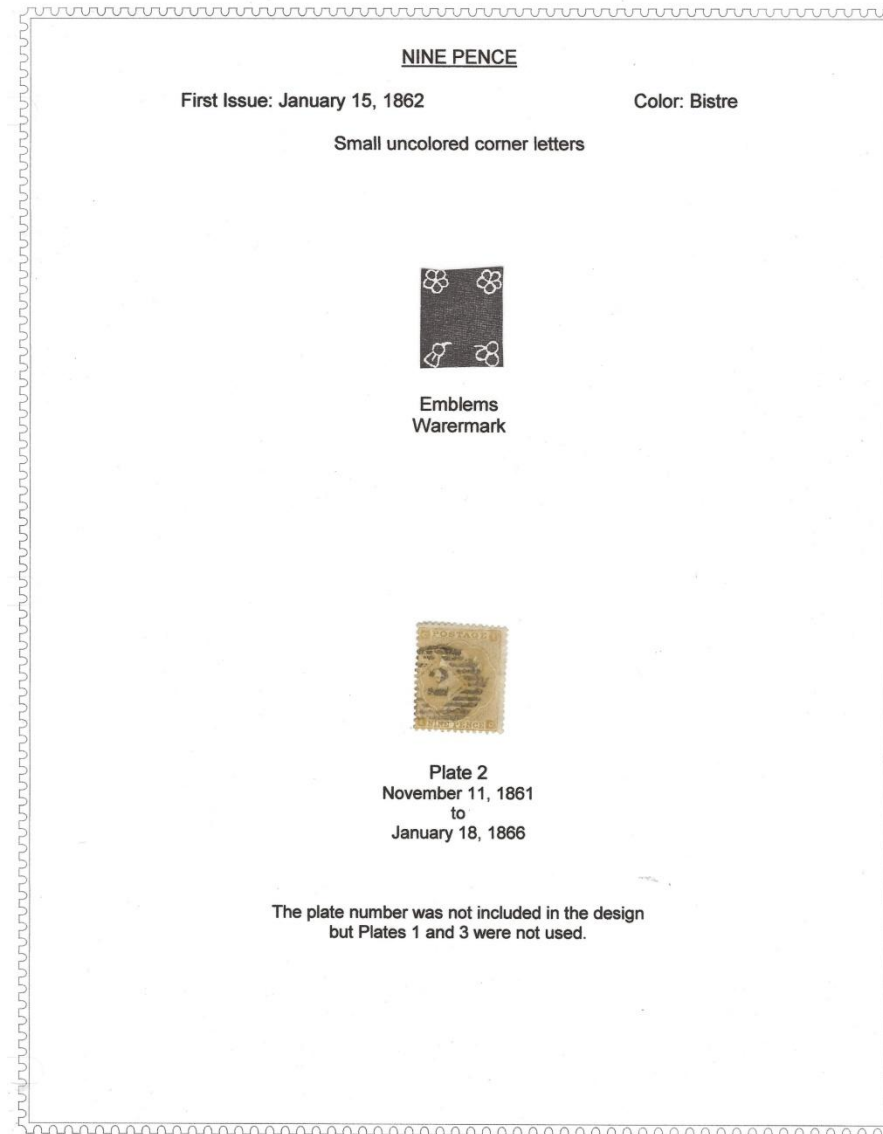


Plate  
number  
location,  
each side.



Plate 1  
20,000 sheets  
to  
January 10, 1884

# 1862 Nine Pence Plate 2



# 1865 Nine Pence Plate 4

## NINE PENCE

Second Issue: December 1, 1865

Color: Straw

Small uncolored corner letters

Watermark unchanged.

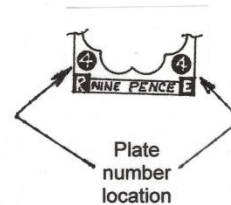


Plate 4  
May 24, 1865  
3,005 sheets printed  
before watermark change.

1867  
Nine Pence  
Plate 4,  
new  
watermark

NINE PENCE

Third Issue: October 3, 1867

Color: Straw

Corner letters and plate number location unchanged.



Spray of Rose  
Watermark



Plate 4  
23,000 sheets printed  
on "Spray" paper  
to January 10, 1884.

(Plate 5 was not used.)

# 1867 Ten Pence Plate 1

## TEN PENCE

First Issue: July 1, 1867

Color: Red-Brown

Large uncolored corner letters.

Issued for the prepayment of postage to India,  
Mauritius, and Australia via Marseilles.



Spray of Rose  
Watermark

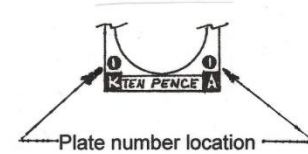


Plate 1

March 22, 1867  
to  
January 10, 1884.

(Plate 2 was prepared but not used.)

1856  
One  
Shilling  
Plate 1

ONE SHILLING

First Issue: November 1, 1856

Color: Green

No corner letters or plate numbers.



Emblems  
Watermark



Plate 1

October 12, 1856  
to  
August 18, 1862

# 1862 One Shilling Plate 2

## ONE SHILLING

Second Issue: December 1, 1862

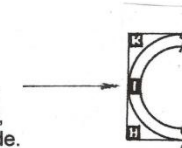
Color: Deep Green

Small uncolored corner letters.



Emblems  
Watermark

Plate  
number  
location,  
each side.



"1" means Plate 2  
"2" means Plate 3,  
though not issued.



Plate 2  
October 8, 1862  
to  
April 11, 1866



Plate 2, second issue, used to pay  
the one-shilling rate to the U.S.A.

1865  
One  
Shilling  
Plate 4

ONE SHILLING

Third Issue: February 1, 1865

Color: Green

Large uncolored corner letters.

Watermark and plate number location unchanged.



Plate 4

December 8, 1864  
to change in watermark  
in August, 1867.



Third issue, Plate 4, used to pay  
the one-shilling rate to the U.S.A.



# 1867 One Shilling Plates 4 - 7

## ONE SHILLING

Fourth Issue: July 13, 1867

Color: Pale Green

Large uncolored corner letters.



Spray of Rose  
Watermark

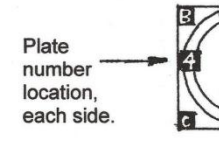


Plate  
number  
location,  
each side.



Plate 4  
until  
December 23, 1870



Plate 5  
February 20, 1871  
to  
September 30, 1872



Plate 6  
March 20, 1872  
to  
October 15, 1872



Plate 7  
November 11, 1872  
to  
July 10, 1873




Fourth issue, Plate 4, used to pay  
the one-shilling rate to Italy.

1873  
One  
Shilling  
Plates 8 -  
13

ONE SHILLING

Fifth Issue: September 1, 1873      Color: Green  
Large colored corner letters.



Spray of Rose  
Watermark

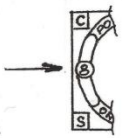


Plate  
number  
location,  
each side.




Plate 8  
September 10, 1873  
to  
October 24, 1873




Plate 9  
November 21, 1873  
to  
July 14, 1874




Plate 10  
July 14, 1874  
to  
November 13, 1874




Plate 11  
December 14, 1874  
to  
December 20, 1875




Plate 12  
June 24, 1875  
to  
December 20, 1875


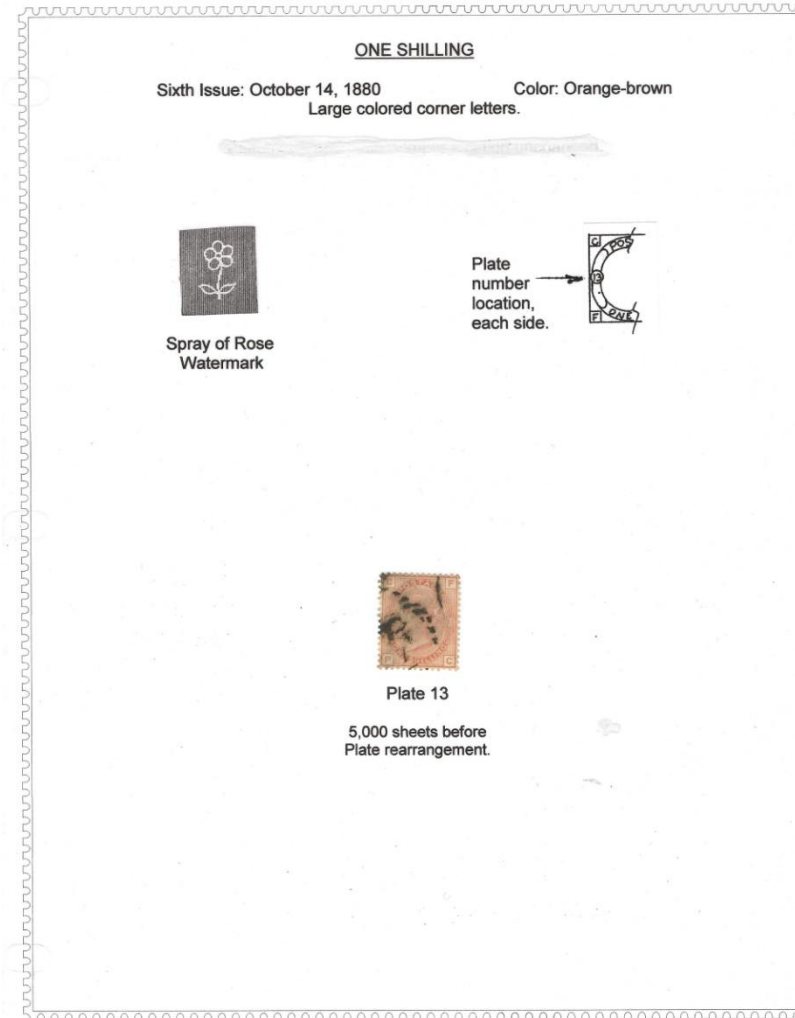


Plate 13  
January 17, 1876  
to 25,000 sheets  
before color change to  
orange-brown.

1880  
One  
Shilling  
Plate 13



# 1881 One Shilling Plates 13 - 14

## ONE SHILLING

Seventh Issue: May 29, 1881

Color: Orange-brown

Corner letters and plate number location unchanged.

This issue was due to the change in plate layout from 12 panes of 20 (4x5)  
to the new standard of two panes of 120 (12x10).



Crown  
Watermark



Plate 13  
To January 13, 1886



Plate 14  
To January 13, 1886

1883  
One Shilling,  
Officials  
Plates 13 &  
14

ONE SHILLING

For Official use

GOVT  
PARCELS

Overprinted in black on Plates 13 and 14 of the Seventh Issue.  
Printed in orange-brown on large crown watermark paper  
in sheets of two panes of 120 stamps.

Used on official parcels exceeding five pounds in weight.



Plate 13

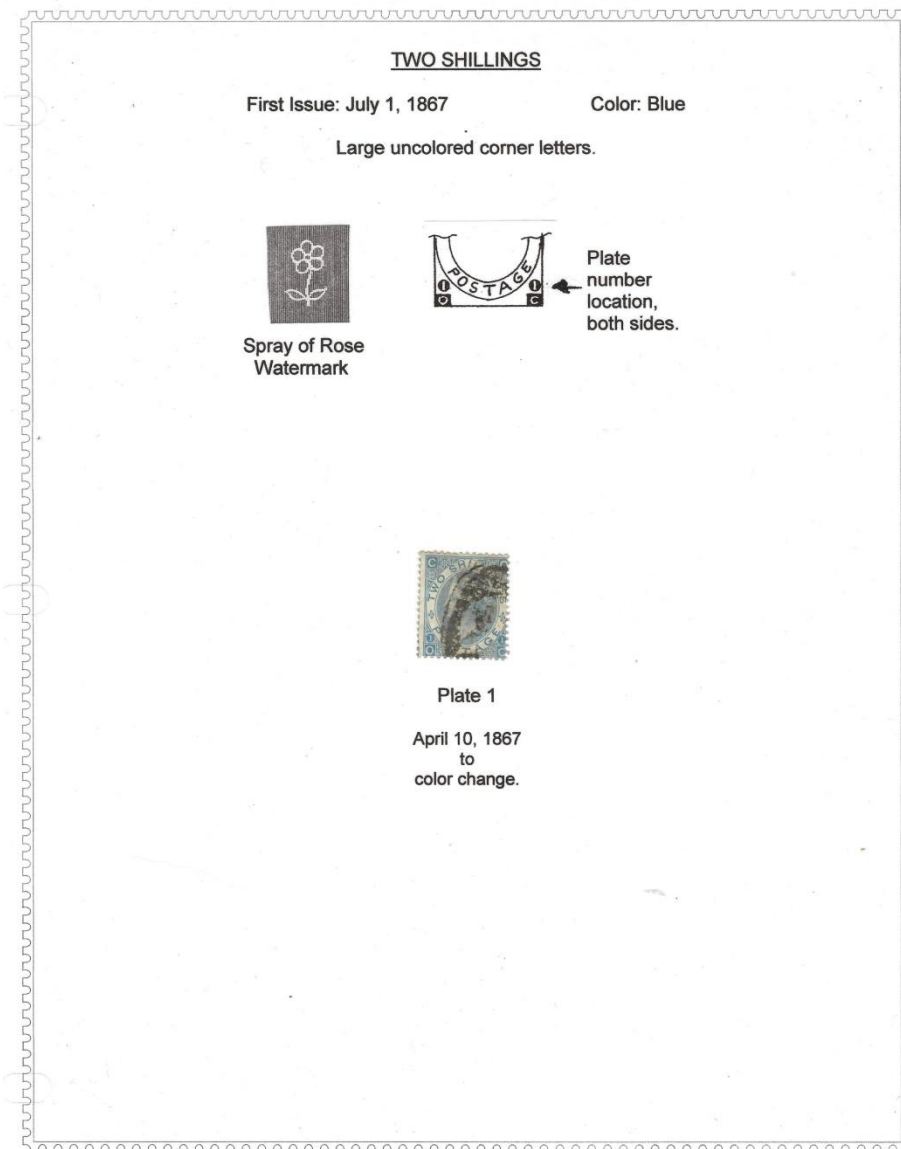
Issue date:  
July 1, 1883



Plate 14

Issue date:  
July 1, 1883

1867  
Two  
Shillings  
Plate 1



1880  
Two  
Shillings  
Plate 1

TWO SHILLINGS

Second Issue: February 17, 1880

Color: Brown

The color was changed to meet U.P.U. requirements.  
Watermark and plate number location unchanged.



Plate 1

Used through  
October, 1880.

Only 342 sheets issued.  
Plates 2 and 3 were made but not released.

# 1867 Five Shillings Plates 1 & 2

## FIVE SHILLINGS

First Issue: July 1, 1867

Color: Rose

Large uncolored corner letters.  
Perforated  $15\frac{1}{2} \times 15$



Maltese Cross  
Watermark



Plate  
number  
location



Plate 1  
April 18, 1867  
to  
March 28, 1874.  
49,000 sheets of 80 stamps.



Plate 2  
March 25, 1874  
to  
19,505 sheets of 80 stamps.



# 1882 Five Shillings Plate 4

## FIVE SHILLINGS

Second Issue: November 25, 1882

Color: Rose

Large uncolored corner letters.  
Plate number location unchanged.  
Perforated 14 x 14.



Large Anchor  
Watermark



Plate 4  
October 24, 1882  
to  
January 1, 1886.  
10,000 sheets of 56 stamps.

1878 & 1883  
Ten Shillings  
First and  
Second  
Issues, same  
plate.

TEN SHILLINGS

Large uncolored corner letters.

Color: ~~Rose~~ GREEN.

Plate number location at bottom center of stamp design.  
(Only one plate used.)



Maltese Cross  
Watermark

First Issue

September 26, 1878  
Perf. 15 ½ x 15



August 6, 1878  
to  
3,025 sheets of  
80 stamps.



Large Anchor  
Watermark

Second Issue

February, 1883  
Perf. 14 x 14



January 27, 1883  
to  
2,000 sheets of  
56 stamps.

1878 &  
1883  
One Pound  
First and  
Second  
issues,  
same plate.

ONE POUND

Large uncolored corner letters.

Color: Brown-Lilac

Plate number location at bottom center of stamp design.  
(Only one plate used.)



Maltese Cross  
Watermark



Large Anchor  
Watermark

First Issue

Second Issue

September 26, 1878  
Perf. 15 ½ x 15

February, 1883  
Perf. 14 x 14



August 6, 1878  
to  
3,025 sheets of  
80 stamps.



January 27, 1883  
to  
2,000 sheets of  
56 stamps.

# 1882 Five Pounds Plate 1


## FIVE POUNDS

Issue Date: March 21, 1882

Color: Orange-Vermilion

Large uncolored corner letters, bottom corners only.

Plate number location upper right and left corners.  
(Only one plate used.)



Watermarked  
Two Large Anchors



Five-Pounds Telegraphs Stamp

This plate was changed to yield five-pound postage stamps.  
"Telegraphs" was removed and "Postage" added.  
Paper was changed from three shamrocks watermark to two anchors.



Plate 1  
235,407 stamps printed  
In sheets of 56 stamps.

Stamps withdrawn from use after the death of Queen Victoria.