

THE U.S. THREE CENT POSTAGE
STAMPS OF 1851-57

A COMPILATION OF RECUT AND
PLATE VARIETIES

(Revised Edition)
WILLIAM K. McDANIEL

Article published in *The Chronicle of the U.S.
Classic Postal Issues* Whole Numbers 155-157,
August 1992, November 1992, February 1993.



**THE U.S. THREE CENT POSTAGE STAMPS OF 1851-57
A COMPILATION OF RECUT AND PLATE VARIETIES**

(Revised Edition)

WILLIAM K. McDANIEL

It has been almost twenty years since publication of the 3 cent plate information guide which appeared in *Chronicle* 77:13, later supplemented by short articles in *Chronicles* 80 and 95. This revised edition is being published for the benefit of students who may not have access to previous articles. During the intervening years, a rather considerable amount of new information has been added, and such errors as may have inadvertently appeared in the original publications have, hopefully, been identified and corrected. In 1979, a supplement, which estimated the relative rarity of the 38 recut varieties and combinations thereof, was published in the American Philatelic Congress Book for that year. The 1979 supplement has been expanded to include combinations not recorded at that time.

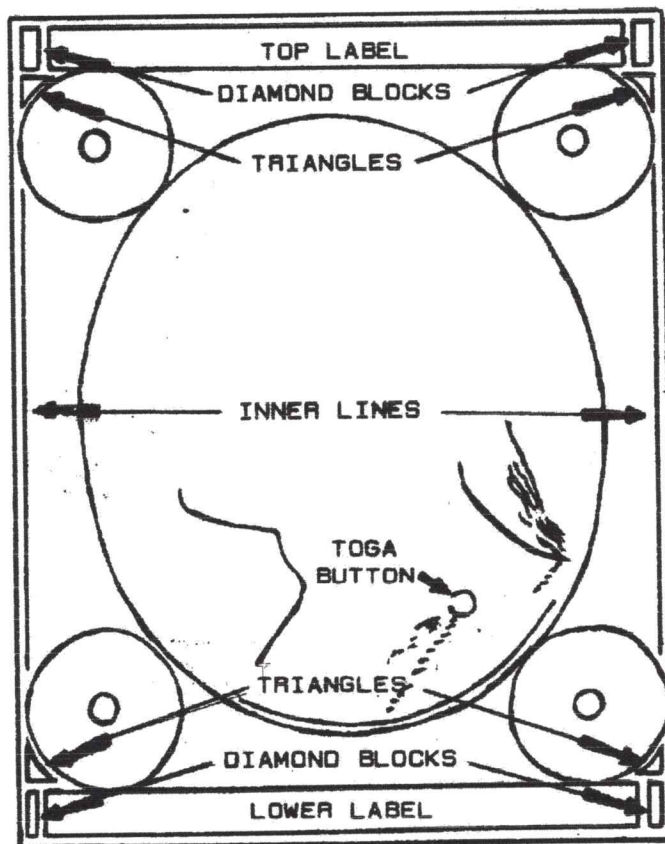


Figure 1. Illustration of the 3 cent stamp design used to point out the location of the various parts of the stamp design referred to in the text.

With this new revision, another section has been added, which estimates the relative scarcity of the major multiple transfers, plate cracks, and other listed plate varieties which are found on the Type I stamps. Unfortunately, production figures for the Type II and IIa stamps are unavailable, thus no estimate can be made as to the relative scarcity of the known recuts and plate varieties which appear on those issues. Most of them, however, are considered to be quite scarce.

The intention in publishing this revised edition and the earlier versions is to supplement the definitive work by Dr. Carroll Chase, *The Three Cent Stamp of the United States 1851-1857 Issue*.

The numbers used to classify each individual recut variety are those assigned by Dr. Chase, with the exception of the last four, #35-38. Dr. Chase made mention of varieties 35, 37, and 38, but did not identify the plate positions where they occurred. Variety 36 was identified and plate positions listed, by this author, as a result of original research.

Many positions have no distinguishing recuts, other than the normal recutting of the frame lines, inner lines, top label and, on some plates, the upper right diamond block. These positions can often be plated by the location of the position dot(s), where present, or the absence thereof.

Other features include multiple transfers, plate cracks, misplaced reliefs, or other flaws on the plate. For this reason, positions having one or more of these characteristics are also included.

INCONSISTENT VARIETIES

Four inconsistent varieties should also be mentioned at this time.

The first item, Position 94R1, Late is listed under two headings, #11 and #23. Some printings from this plate show a break in the upward extension of the left inner line, thus changing a variety #23 position to a combination of varieties #11 and #23.

The second variety comes from Position 68L1, Late. Examples show the upper extension of the left inner line to be weak near the bottom of the triangle. It is very possible that a late printing could produce a break just below the upper left triangle, creating an example similar to that described above.

Position 38L0 shows an inconsistency similar to the two previously described. Here, the break, when it is present, is at the upper end of the right inner line, just below the bottom of the upper right triangle. The result is a good example of variety #15, under which it is therefore listed. It should be noted here that on the majority of Type I stamps, the right inner line extends up to, or in many cases, well past a point even with the center of the upper right rosette. For this reason, it is not considered to be a separate recut variety.

The most confusing variety is found on Position 66R2, Late, known as the "GENTS" variety. This position will always show three lines recut in the upper left triangle. The problem involves the upper label and the upper right diamond block. On some printings, they are connected at the top by a horizontal line. However, copies have been seen on which this connecting line extends from the diamond block only part way into the white area between, and, in at least one instance, is missing altogether. The point to remember, with regard to this position, is that there will always be three vertical lines recut in the upper left triangle, and the position dot which is characteristic of the majority of "B" relief positions will be present.

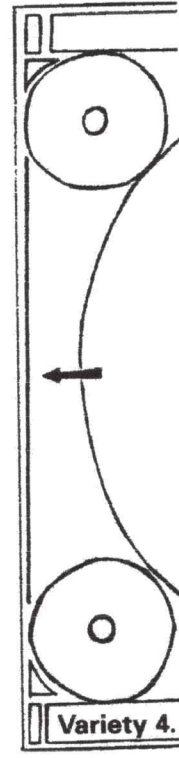

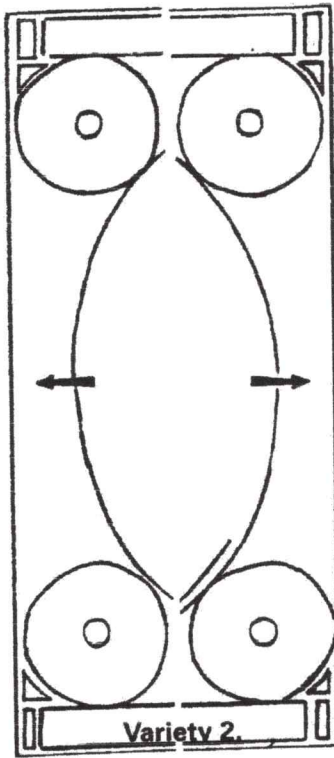
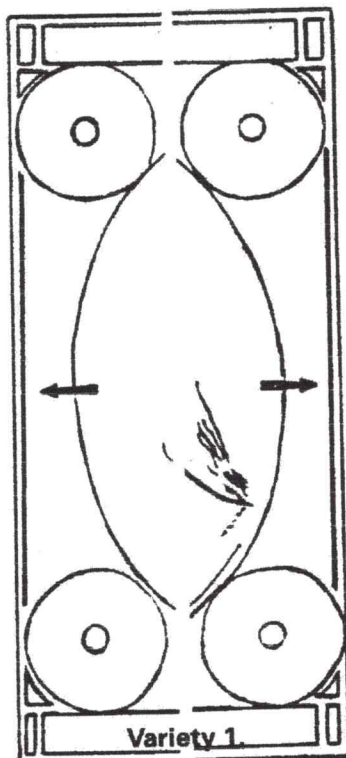
THE THIRTY-EIGHT MAJOR RECUT VARIETIES

1. Two inner lines.
2. No inner lines.
3. Inner line at right side only.
4. Inner line at left side only.
5. Right frame line takes place of the right inner line.
6. Two extra lines at left; Right frame line takes place of inner line.
7. Frame line takes place of left inner line.
8. One extra line at right (two inner lines).
9. One extra line at left. Right frame line takes place of inner line.
10. One extra line at right (no inner lines).
11. One vertical line recut in the upper left triangle.
12. Two vertical lines recut in the upper left triangle.
13. Three vertical lines recut in the upper left triangle.
14. Five vertical lines recut in the upper left triangle.
15. One vertical line recut in the upper right triangle.
16. One vertical line recut in the lower left triangle.
17. One vertical line recut in the lower right triangle.
18. Two vertical lines recut in the lower right triangle.
19. Recut bust and medallion circle.
20. Recut toga button.
21. Two horizontal lines recut at top of upper right diamond block.
22. One horizontal line recut at bottom of lower left diamond block.
23. Left inner line runs up too far.
24. Left inner line runs down too far.
25. Right inner line runs down too far.
26. Vertical line ties upper left corner of upper left diamond block to top frame line.
27. Top label and upper right diamond block joined at top.
28. Top label and upper left diamond block joined at top.
29. Bottom label and lower right diamond block joined at bottom.
30. Horizontal line ties top of upper label to upper right diamond block, and extends out to right frame line.
31. Top label and upper right diamond block joined at top and bottom.
32. Horizontal line joins upper right diamond block to right frame line.
33. Horizontal line ties top of upper right diamond block top of upper left diamond block of adjacent stamp at right.
34. Diagonal line runs from upper right corner of top label across diamond block, extending nearly to right frame line.
35. Lower label and lower right diamond block joined at top.
36. Lower label and lower right diamond block joined at top and bottom.
37. One horizontal line recut at top of upper left diamond block.
38. Vertical line recut along upper left side of upper left diamond block.

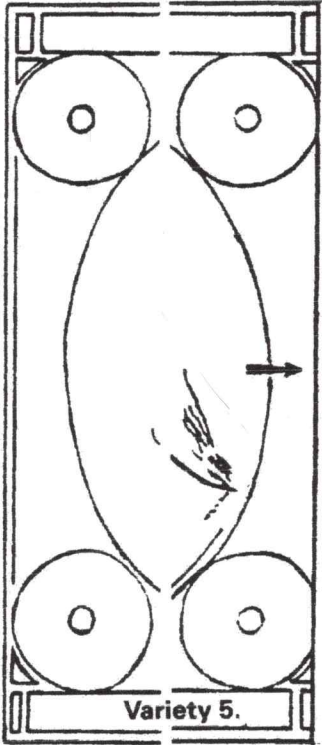
Note: Varieties #35, 37 and 38 were mentioned in the Chase book, but they, and variety #36, were not included in his compilation of varieties and plate assignments.

RECUT VARIETY POSITIONS

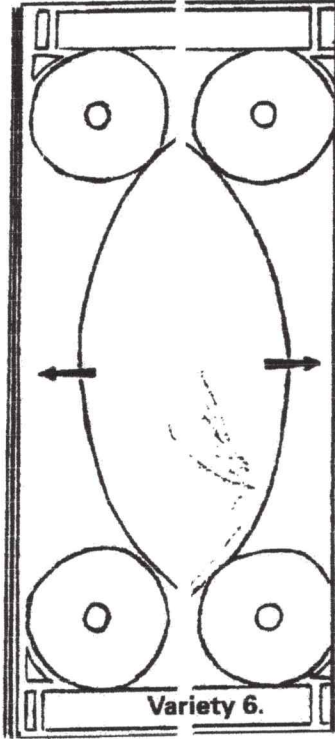
Plate	Left Pane	Right Pane	Total
Variety # 1			Total: 1556
STAMPS WITH TWO INNER LINES			
1, Early	7,8,10,11,13,18,20-34,36-99	50,56,66,67,91,99	91
1, Int.	Same as Plate 1, Early	Same as Plate 1, Early	91
1, Late	All Positions	All Positions	200
2, Early	All Positions	All Positions	200
2, Late	All Positions	All Positions	200
3	All except 9th vertical row and Positions 70,80,90,100	All Positions	186
5, Early	All except 3,4,12	All Positions	197
5, Late	All except 3,4,12,13,22,32	All except 77,86,87	191
0	All Positions	All Positions	200
Variety #2			Total: 929
STAMPS WITH NO INNER LINES			
1, Early	2-4,14-16	2-13,15-35,38-45,51-55,62, 64,72-74,77-80,82,83,90	64
1, Int.	Same as Plate 1, Early	Same as Plate 1, Early, + 98	65
4, 6, 7, 8	All Positions	All Positions	800
Variety #3			Total: 77
INNER LINE AT RIGHT ONLY			
1, Early	1,17,19,35,100	1,46-49,58,59,65,68-71,75, 76,84-89,92-98,100	33
1, Int.	Same as Plate 1, Early	Same as Plate 1, Early, -98	32
5, Early	3,4,12	None	3
5, Late	3,4,12,13,22,32	77,86,87	9
Variety #4			Total: 24
INNER LINE AT LEFT ONLY			
1, Early	5,6,9,12	14,36,37,57,60,61,63,81	12
1, Int.	Same as Plate 1, Early	Same as Plate 1, Early	12



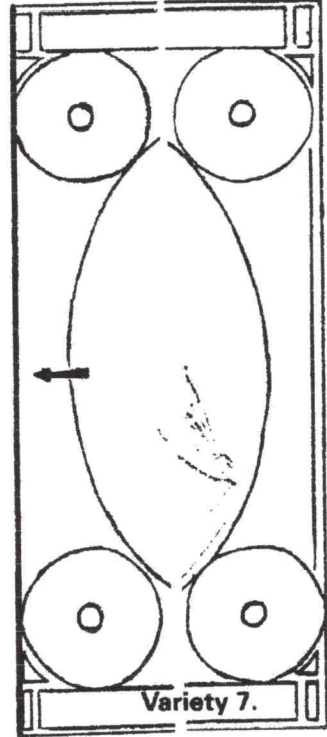
Variety #5			Total: 2
FRAME LINE TAKES PLACE OF RIGHT INNER LINE			
3	9,19	None	2
Variety #6			Total: 2
TWO EXTRA LINES AT LEFT; FRAME LINE TAKES PLACE OF RIGHT INNER LINE			
3	89,99	None	2



Variety 5.

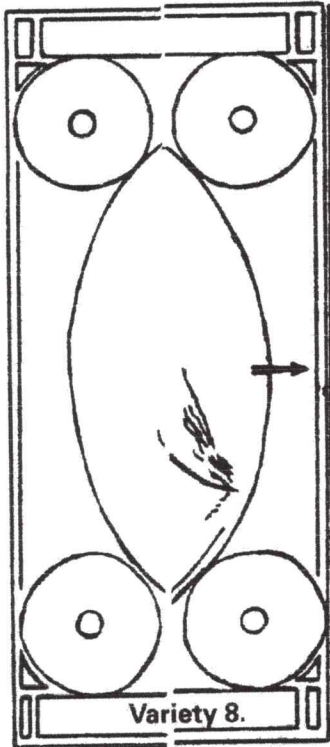


Variety 6.

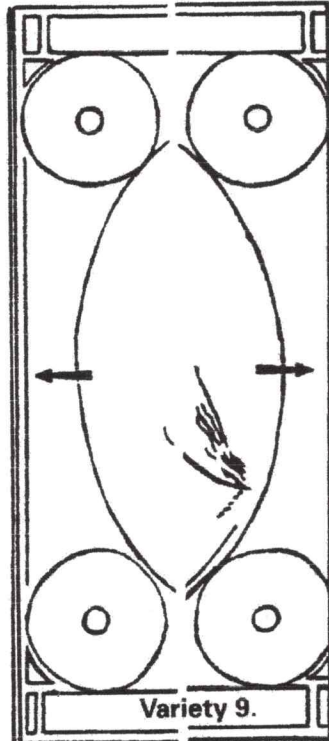


Variety 7.

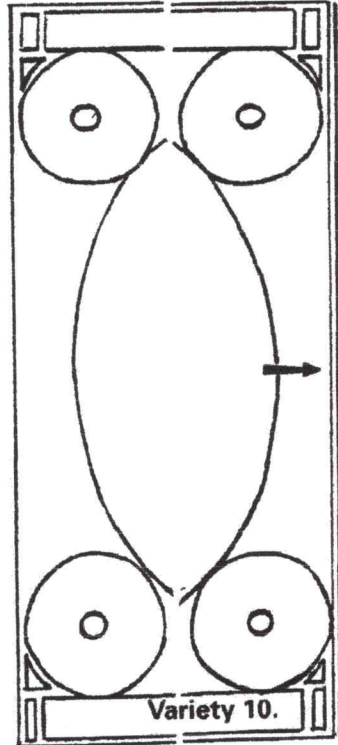
Variety #7	FRAME LINE TAKES PLACE OF LEFT INNER LINE	Total: 4
3	70,80,90,100 None	4
Variety #8	ONE EXTRA LINE AT RIGHT (TWO INNER LINES)	Total: 5
3	58,68,78,88,98 None	5
Variety #9	ONE EXTRA LINE AT LEFT; FRAME LINE TAKES PLACE OF RIGHT INNER LINE	Total: 6
3	29,39,49,59,69,79 None	6
Variety #10	ONE EXTRA LINE AT RIGHT (NO INNER LINES)	Total: 11
4	None 99	1
6	None 9,19,29,39,49,59,69,79,89,99	10



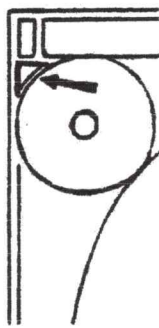
Variety 8.



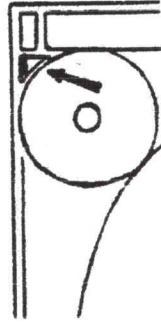
Variety 9.



Variety 10.



Variety 11.



Variety 12.



Variety 13.



Variety 14.

Variety #11	ONE VERTICAL LINE RECUT IN UPPER LEFT TRIANGLE	Total: 374	
1, Early	22,23,29,30,43,44,50,61,64, 66,67,69-71,74,81,84,87,92, 94	21,27,42,46,47,56,61,63, 65-67,69,81,91	34
1, Int.	27,43,44,61,64,66,67,71,81, 87,94	21,46,47,61,63,65-67,69,81, 91;(46,47,65 & 69 very faint)	23
1, Late	8,10,14,29,30,42,46,49,55, 62,64,66,67,69,76,78,83,85, 86,94,96,98	4-6,15,24,28,30,35,40,42-46, 50,53,56,66,67,73,82,83,85, 87,93-98	53
	(Very early printings may show a trace remaining on Positions 61 & 68L and 21,61,81 & 91R. They are not included in total.)		
2, Early	12,13,15,19,23,25,34,37,43, 46,48,52,59,63,65,69,74,80, 81-83,87,91,95,96,99	24,26-30,39,41,45,47,50, 58-60,62,64,65,69,83-85,87,94, 95,97,98	52
2, Late	12,13,15,19,23,25,34,37,43, 46,48,52,59,63,65,69,80,81, 83,87,91,95,96,99	Same as Plate 2, Early	50
3	22-24,27,30,42,46,48,65,74, 83-85,87,88,95	7,9,10,13,20-24,26,27,29,37, 41-49,52,61-64,66-68,71,75,76 81-84,87,89-96,98	63
5, Early	21-23,27,29,36,38,39,43, 46-48,60,61,64,68,69,82,83, 92,98	20,46,48,50,61,67	27
5, Late 0	21,23,39,43,47,60,64 14,18,22-26,28,30,33,36,41, 46,48,50,52,58,64,68,70,73, 74,78,80,82,85,86,89-91,94, 96,98-100	46,67 12,15,21,23,27,28,34,35,41, 45-47,49,51,55,61,63,64,66,70, 72,74,76,81,82,95,98,99	9 63
Variety #12	TWO VERTICAL LINES RECUT IN UPPER LEFT TRIANGLE	Total: 80	
1, Early	25-28,42,86	49,87	8
1, Int.	25,28,86	49,87	5
1, Late	7,9	65,75	4
2, Early	29,38,44,47,50,61,68,72,82, 84,88-90,94,97	20,25,67,82,88,90,100	22
2, Late	38,44,47,50,61,68,84,90,94, 97	7,20,90,100	14
3	28,50,62,81	25,65,99	7
5, Early	63	86	2
5, Late 0	63 43,45,62,63,67,69,87,88, 92,93	None 24,29,30,43,48,69,86	1 17

Variety #13	THREE VERTICAL LINES RECUT IN UPPER LEFT TRIANGLE		Total: 25
1, Early	None	50R	1
1, Int.	None	50R	1
1, Late	None	27,49,86	3
2, Early	21,24,27,28,41,64,85,98	66	9
2, Late	21,27,28,41,98	66	6
3	82	30	2
0	29,49	50	3
Variety #14	FIVE VERTICAL LINES RECUT IN UPPER LEFT TRIANGLE		Total: 2
1, Late	95	None	1
0	47	None	1



Variety 15.



Variety 16.

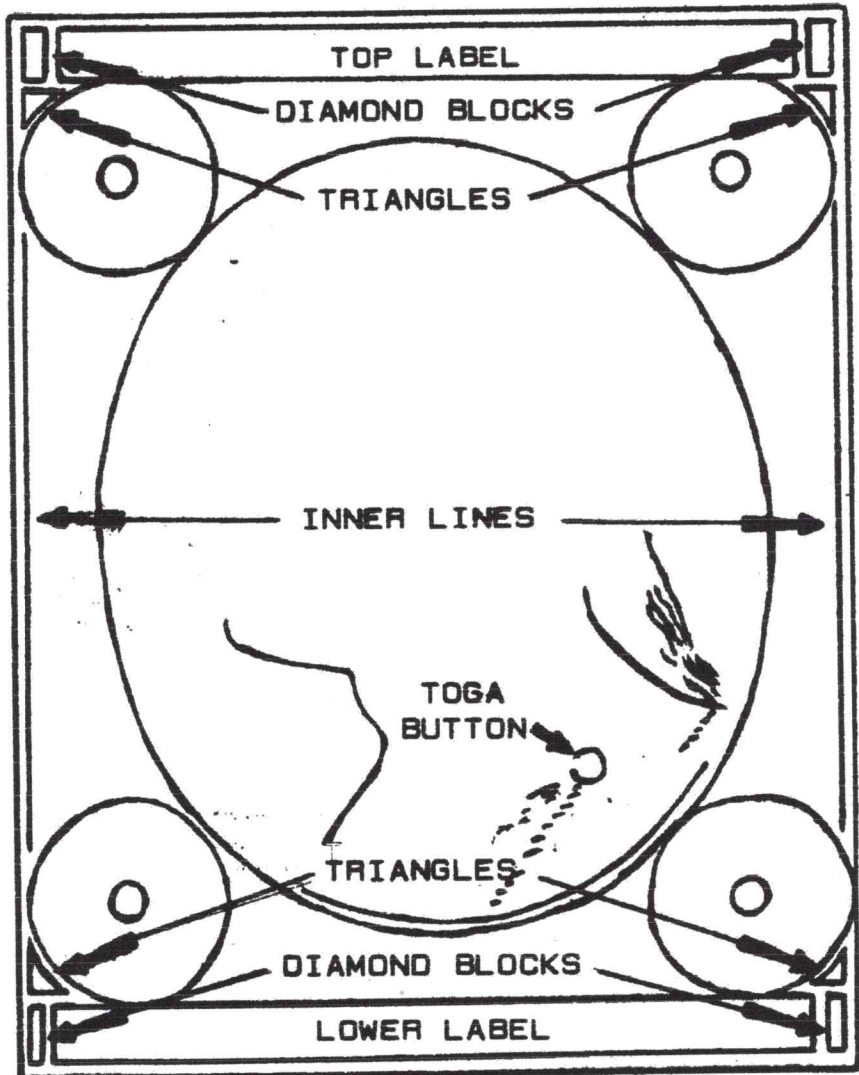


Variety 17.



Variety 18.

Variety #15	ONE VERTICAL LINE RECUT IN UPPER RIGHT TRIANGLE		Total: 15
1, Early	None	42,82,99	3
2, Early	82	None	1
2, Late	82	None	1
3	45	86	2
0	21,*38,47,68,70	8,100	7
	* Note: See "Inconsistent Varieties".		
5, Late	98	None	1
Variety #16	ONE VERTICAL LINE RECUT IN LOWER LEFT TRIANGLE		Total: 41
1, Early	None	53	1
1, Late	9,33,47,49,52,66,85	5,33,76	10
2, Early	18,94	None	2
2, Late	18	None	1
3	82	6,13,14,26,32,41-43,51,84,95	12
5, Early	24	None	1
0	37,52,58,59,82,90,91,92,98	1,28,53,96,98	14
Variety #17	ONE VERTICAL LINE RECUT IN LOWER RIGHT TRIANGLE		Total: 62
1, Late	6,39,49,65,88,97	94	7
2, Early	None	5,15,20,50,63,70,86,87	8
2, Late	None	Same as Plate 2, Early	8
3	56	17,32,36,38,61,62,65,82,91,95	11
5, Early	47,48,50,68,70,87,96,100	47,81	10
5, Late	48,80	None	2
0	20,29,30,35,37,45,47,55,62,67,72,89	19,29,41,81	16
Variety #18	TWO VERTICAL LINES RECUT IN LOWER RIGHT TRIANGLE		Total: 1
0	57	None	1

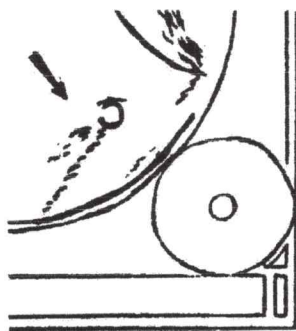


THE THIRTY-EIGHT MAJOR RECUT VARIETIES

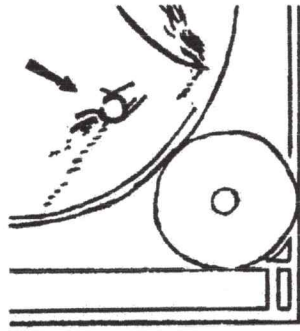
1. Two inner lines.
2. No inner lines.
3. Inner line at right side only.
4. Inner line at left side only.
5. Right frame line takes place of the right inner line.
6. Two extra lines at left; Right frame line takes place of inner line.
7. Frame line takes place of left inner line.
8. One extra line at right (two inner lines).
9. One extra line at left. Right frame line takes place of inner line.
10. One extra line at right (no inner lines).
11. One vertical line recut in the upper left triangle.
12. Two vertical lines recut in the upper left triangle.
13. Three vertical lines recut in the upper left triangle.
14. Five vertical lines recut in the upper left triangle.
15. One vertical line recut in the upper right triangle.
16. One vertical line recut in the lower left triangle.
17. One vertical line recut in the lower right triangle.
18. Two vertical lines recut in the lower right triangle.
19. Recut bust and medallion circle.
20. Recut toga button.
21. Two horizontal lines recut at top of upper right diamond block.
22. One horizontal line recut at bottom of lower left diamond block.
23. Left inner line runs up too far.
24. Left inner line runs down too far.
25. Right inner line runs down too far.
26. Vertical line ties upper left corner of upper left diamond block to top frame line.
27. Top label and upper right diamond block joined at top.
28. Top label and upper left diamond block joined at top.
29. Bottom label and lower right diamond block joined at bottom.
30. Horizontal line ties top of upper label to upper right diamond block, and extends out to right frame line.
31. Top label and upper right diamond block joined at top and bottom.
32. Horizontal line joins upper right diamond block to right frame line.
33. Horizontal line ties top of upper right diamond block top of upper left diamond block of adjacent stamp at right.
34. Diagonal line runs from upper right corner of top label across diamond block, extending nearly to right frame line.
35. Lower label and lower right diamond block joined at top.
36. Lower label and lower right diamond block joined at top and bottom.
37. One horizontal line recut at top of upper left diamond block.
38. Vertical line recut along upper left side of upper left diamond block.

Note: Varieties #35, 37 and 38 were mentioned in the Chase book, but they, and variety #36, were not included in his compilation of varieties and plate assignments.

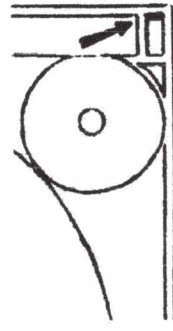
Variety #19		RECUT BUST AND MEDALLION CIRCLE	Total: 1
6	None	47	1
Variety #20		RECUT BUTTON	Total: 1
2, Late	None	10	1
Variety #21		TWO HORIZONTAL LINES RECUT AT TOP OF UPPER RIGHT DIAMOND BLOCK	Total: 9
1, Early	None	21,23,25-27,29,30,66	8
1, Int.	None	30	1
Variety #22		ONE HORIZONTAL LINE RECUT AT BOTTOM OF LOWER LEFT DIAMOND BLOCK	Total: 1
2, Early	None	34	1



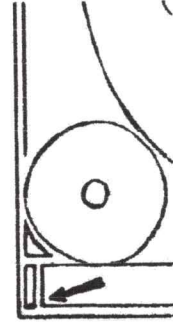
Variety 19.



Variety 20.



Variety 21.



Variety 22.

Variety #23		LEFT INNER LINE RUNS UP TOO FAR	Total: 111
1, Early	52,71,72,79,93,95	None	6
1, Int.	Same as Plate 1, Early	None	6
1, Late	5,11,17,18,28,41,48,51,52,54, 57,59,66-68,71,78,92,98	2-5,9,14,16,18,25,29,31,32, 39,50,52,53,55,56,75-78,81, 94,95	44
2, Early	35,51,58,59,73,80,92,98	9	9
2, Late	51,58,73,80,92,98	9,37,79	9
3	6,12,33,38,52,64,71,77,97	3,4,22,24,28,37,50,52,56,68, 70,72,73,83,85,89	25
0	7,21,24,35,42,47,75,79,93	33,93,97	12
Variety #24		LEFT INNER LINE RUNS DOWN TOO FAR	Total: 21
1, Early	28,84	None	2
1, Int.	28,84	None	2
1, Late	85	22	2
2, Early	58,98,100	None	3
2, Late	58,92,98,100	None	4
3	10,32,40,77	None	4
0	5,45,87,93	None	4
Variety #25		RIGHT INNER LINE RUNS DOWN TOO FAR	Total: 26
1, Late	18,24,47,50,67,68,79,90,94, 100	22,27,69	13
2, Early	84,87	25,62,65,100	6
2, Late	None	62,65	2
0	45,65,71,87,98	None	5



Variety 23.

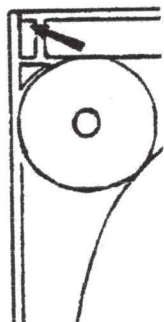


Variety 24.

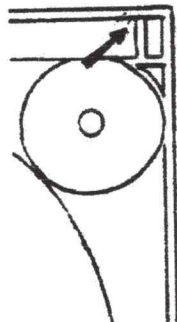


Variety 25.

Variety #26	VERTICAL LINE TIES UPPER LEFT CORNER OF UPPER LEFT DIAMOND BLOCK TO TOP FRAME LINE	Total: 2
2, Early	None 45	1
2, Late	None 45	1
Variety #27	TOP LABEL AND UPPER RIGHT DIAMOND BLOCK JOINED AT TOP	Total: 23
1, Late	31,32,96 60	4
2, Early	26,44,48,52,84 66	6
2, Late	3,26,48,52,71,84 * 66 * Note: See "Inconsistent Varieties".	7
4	76 87	2
5, Late	31 None	1
0	7,15,37 None	3
Variety #28	TOP LABEL AND UPPER LEFT DIAMOND BLOCK JOINED AT TOP	Total: 10
1, Late	79 14	2
2, Early	None 6,100	2
2, Late	None 6,100	2
4	None 1,10	2
8	None 77,78	2



Variety 26.



Variety 27.



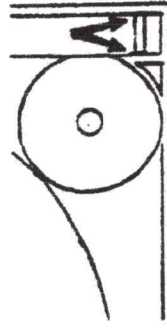
Variety 28.



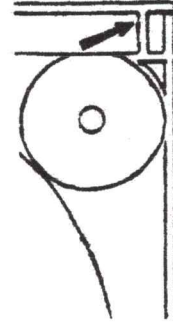
Variety 29.



Variety 30.



Variety 31.



Variety 32.

Variety #29

**BOTTOM LABEL AND LOWER RIGHT DIAMOND
BLOCK JOINED AT BOTTOM**

Total: 14

1, Early	None	84	1
1, Int.	None	84	1
1, Late	None	14	1
2, Early	17	None	1
2, Late	17	None	1
3	52	None	1
4	24,52,65,78	53,71,77	7
0	62	None	1

Variety #30

**LINE TIES UPPER LABEL TO UPPER RIGHT DIAMOND
BLOCK AND EXTENDS OUT TO RIGHT FRAME LINE**

Total: 10

2, Early	19	6,99	3
2, Late	19	6,7,99	4
4	None	28,68	2
0	None	68	1

Variety #31

**TOP LABEL AND UPPER RIGHT DIAMOND
BLOCK JOINED AT TOP AND BOTTOM**

Total: 1

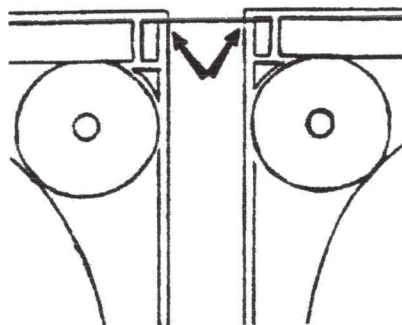
4	None	68	1
---	------	----	---

Variety #32

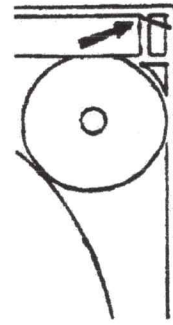
**HORIZONTAL LINE JOINS TOP OF UPPER RIGHT
DIAMOND TO RIGHT FRAME LINE**

Total: 5

3	83	None	1
4	31	None	1
0	14,97	62	3



Variety 33.



Variety 34.

Variety #33

**HORIZONTAL LINE TIES UPPER RIGHT DIAMOND BLOCK
TO UPPER LEFT DIAMOND BLOCK OF NEXT STAMP**

4

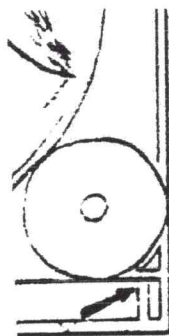
2, Early	None	99 & 100	1 pair
0	None	95 & 96	1 pair

Variety #34

**DIAGONAL LINE RUNS FROM UPPER RIGHT CORNER OF TOP
LABEL ACROSS DIAMOND BLOCK NEARLY TO FRAME LINE**

Total: 1

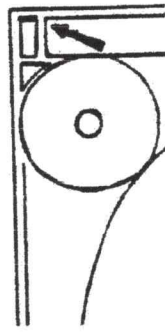
5, Late	96	None	1
---------	----	------	---



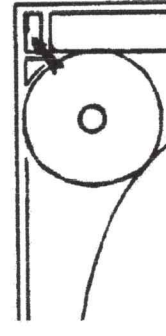
Variety 35.



Variety 36.



Variety 37.



Variety 38.

Variety #35		LOWER LABEL AND LOWER RIGHT DIAMOND BLOCK JOINED AT TOP	Total: 1
5, Late	26	None	1
Variety #36		LOWER LABEL AND LOWER RIGHT DIAMOND BLOCK JOINED AT TOP AND BOTTOM	Total: 1
6	13	None	1
Variety #37		ONE HORIZONTAL LINE RECUT AT TOP OF UPPER LEFT DIAMOND BLOCK	Total: 8
1, Late	2,3,14,38	None	4
2, Early	None	58,60	2
0	47	16	2
Variety #38		VERTICAL LINE RECUT ALONG LEFT SIDE OF UPPER LEFT DIAMOND BLOCK	Total: 2
1, Early	None	69	1
2, Early	24	None	1

RARITY FACTOR CRITERIA

In determining the relative scarcity of the various varieties, a scale of 1 to 10 will be used, with 1 representing the most common varieties, and 10 the scarcest. To try and compensate for the disparity in the number of impressions produced from the various plates, scarcity will be based on the estimated total number of stamps produced which show each variety, or combination thereof. This will also allow for the fact that while a certain variety may occur on only one position in a particular plate, the same variety may be found on several positions in one or more other plates.

The listings are divided into three sections. The first will list the thirty-eight major recut varieties individually. The second section will include all recorded combinations of two or more varieties on any one position. The last section will deal with the relative scarcity of varieties involving reliefs, position dots, plate flaws, etc.

A dash in the column listing the perforated Type I stamp varieties indicates that no position having that particular recut is known on any of the plates used to produce the perforated stamps.

Determination of scarcity is based on the following tables:

Rarity Factor	Number Of Stamps Showing Variety	Rarity Factor	Number Of Stamps Showing Variety
1.....	Over 10 million	6.....	100,000 to 250,000
2.....	5 to 10 million	7.....	50,000 to 100,000
3.....	1 to 5 million	8.....	25,000 to 50,000
4.....	500,000 to 1 million	9.....	5,000 to 25,000
5.....	250,000 to 500,000	10.....	Under 5,000

COMPARATIVE RARITY OF RECUT VARIETIES

(Factors are rated from 1 to 10, in ascending order of rarity)

RECUT VARIETY	RARITY		RECUT VARIETY	RARITY		RECUT VARIETY	RARITY	
	IMPERF.	PERF.		IMPERF.	PERF.		IMPERF.	PERF.
1	1	3	14	5	-	26	5	10
2	1	1	15	3	9	27	2	7
3	3	9	16	2	8	28	3	6
4	5	-	17	1	7	29	3	5
5	4	10	18	9	-	30	3	7
6	4	10	19	6	8	31	6	8
7	3	9	20	5	10	32	4	8
8	3	9	21	6	-	33	7	-
9	3	9	22	9	-	34	6	10
10	3	5	23	1	8	35	6	10
11	1	5	24	3	9	36	6	8
12	1	8	25	3	10	37	3	-
13	3	9				38	8	-

RECUT COMBINATIONS

**RECUT COMBINATIONS ON STAMPS HAVING TWO INNER LINES AND
ONE VERTICAL LINE RECUT IN THE UPPER LEFT TRIANGLE**

Combination	Description	Total
1+11+8:	One extra line at right	1
Plate 3	88L	1
1+11+15:	One line recut in upper right triangle	2
Plate 0	68,70L	2
1+11+16:	One line recut in lower left triangle	13
Plate 3	13,26,41-43,84R	6
Plate 0	52,58,82,90,91L; 28,98R	7
1+11+16+17:	One line recut in lower left and lower right triangles	1
Plate 1L	49L	1
1+11+16+17+23:	One line recut in lower left and lower right triangles; Left inner line up too far	1
Plate 3	95R	1
1+11+16+23:	One line recut in lower left triangle; Left inner line up too far	2
Plate 1L	66L; 5R	2

1+11+16+24:	One line recut in lower left triangle; Left inner line down too far	1
Plate 1L	85L	1
1+11+16+25:	One line recut in lower left triangle; Right inner line down too far	1
Plate 0	98L	1
1+11+17:	One line recut in lower right triangle	15
Plate 2E	50,87R	2
Plate 2L	50,87R	2
Plate 3	61,62,82,91R	4
Plate 5E	47,48,68L	3
Plate 0	30,89L; 41,81R	4
1+11+17+23:	One line recut in lower right triangle; Left inner line up too far	1
Plate 1L	94R	1
1+11+21:	Two horizontal lines recut above upper right diamond block	1
Plate 1E	66R	1
1+11+23:	Left inner line up too far	21
Plate 1E	71L	1
Plate 1i	71L	1
Plate 1L	78,98L; 4,50,53,56,81,95R	8
Plate 2E	59,80L	2
Plate 2L	80L	1
Plate 3	22,24,37,52,68,83,89R	7
Plate 0	24L	1
1+11+23+25:	Left inner line up too far; Right inner line down too far	2
Plate 1L	67,68L	2
1+11+24:	Left inner line down too far	1
Plate 1E	84L	1
1+11+25:	Right inner line down too far	6
Plate 1L	94L	1
Plate 2E	87L; 62,65R	3
Plate 2L	62,65R	2
1+11+26:	Upper left corner of upper left diamond block joins left end of top frame line	2
Plate 2E	45R	1
Plate 2L	45R	1
1+11+27:	Top label and upper right diamond block joined at top	5
Plate 1L	96L	1
Plate 2E	48,52L	2
Plate 2L	48,52L	2
1+11+30:	Line ties top label to top of upper right diamond block and extends out to right frame line	2
Plate 2E	19L	1
Plate 2L	19L	1
1+11+32:	Line connects upper right diamond block to right frame line	2
Plate 3	83L	1
Plate 0	14L	1
1+11+33:	Line ties top of upper right diamond block to upper left diamond block of next stamp	2
Plate 0	95 & 96R (Both stamps needed to show complete recut)	2
1+11+37:	One horizontal line recut at top of upper left diamond block	3
Plate 1L	14L	1
Plate 2E	58,60R	2

**RECUT COMBINATIONS ON STAMPS HAVING TWO INNER LINES AND
TWO VERTICAL LINES RECUT IN THE UPPER LEFT TRIANGLE**

1+12+15:	One line recut in upper right triangle	1
Plate 2E	82L	1
1+12+16:	One line recut in lower left triangle	3
Plate 1L	9L	1
Plate 2E	94L	1
Plate 0	92L	1
1+12+17:	One line recut in lower right triangle	5
Plate 2E	20R	1
Plate 2L	20R	1
Plate 3	65R	1
Plate 0	67L; 29R	2
1+12+17+24+25:	One line recut in lower right triangle; Both inner lines down too far	1
Plate 0	45L	1
1+12+17+29:	One line recut in lower right triangle; Bottom label and lower right diamond block joined at bottom	1
Plate 0	62L	1
1+12+23:	Left inner line up too far	1
Plate 1L	75R	1
1+12+23+24:	Left inner line runs up and down too far	1
Plate 0	93L	1
1+12+24:	Left inner line runs down too far	2
Plate 1E	28L	1
Plate 1i	28L	1
1+12+24+25:	Both inner lines run down too far	1
Plate 0	87L	1
1+12+25:	Right inner line runs down too far	1
Plate 2E	25R	1
1+12+25+27:	Right inner line runs down too far; Top label & upper right diamond block joined at top	1
Plate 2E	84L	1
1+12+25+28:	Right inner line runs down too far; Top label and upper left diamond block joined at top	1
Plate 2E	100R	1
1+12+27:	Top label and upper right diamond block joined at top	2
Plate 2E	44L	1
Plate 2L	84L	1
1+12+28:	Top label & upper left diamond block joined at top	1
Plate 2L	100R	1
1+12+30:	Line ties top of upper label to upper right diamond block and extends out to right frame line	1
Plate 2L	7R	1

**RECUT COMBINATIONS ON STAMPS WITH TWO INNER LINES AND
THREE VERTICAL LINES IN THE UPPER LEFT TRIANGLE**

1+13+16:	One line recut in lower left triangle	1
Plate 3	82L	1
1+13+17:	One line recut in lower right triangle	1
Plate 0	29L	1
1+13+23+24:	Left inner line runs both up and down too far	2
Plate 2E	98L	1
Plate 2L	98L	1
1+13+25:	Right inner line runs down too far	1
Plate 1L	27R	1

1+13+27:	Top label and upper right diamond block joined at top	2
Plate 2E	66R	1
Plate 2L	* 66R Note: See "Inconsistent Varieties".	1
1+13+38:	Vertical line recut at left side of upper left diamond block	1
Plate 2E	24L	1
MISCELLANEOUS RECUT COMBINATIONS ON STAMPS WITH TWO INNER LINES		
1+14+15+17	Five lines recut in upper left triangle; One line recut	1
+23+37:	in upper right triangle; One line recut in lower right triangle; Left inner line up too far; Horizontal line recut at top of upper left diamond block	
Plate 0	47L	1
1+15+23:	One line recut in upper right triangle; Left inner line runs up too far	1
Plate 0	21L	1
1+16+17:	One line recut in lower left and lower right triangles	1
Plate 3	32R	1
1+16+17+27:	One line recut in lower left and lower right triangles; Top label and upper right diamond block joined	1
Plate 0	37L	1
1+16+23:	One line recut in lower left triangle; Left inner line up too far	2
Plate 1L	52L; 76R	2
1+16+25:	One line recut in lower left triangle; Right inner line runs down too far	1
Plate 1L	47L	1
1+17+23:	One line recut in lower right triangle; Left inner line runs up too far	1
Plate 0	35L	1
1+23+24:	Left inner line runs both up and down too far	4
Plate 2E	58L	1
Plate 2L	58,92L	2
Plate 3	77L	1
1+23+25:	Left inner line runs up too far; Right inner line runs down too far	2
Plate 1L	18,68L	2
1+23+27:	Left inner line runs up too far; Top label and right diamond block joined at top	1
Plate 0	7L	1
1+23+28+29:	Left inner line runs up too far; Top label and upper left diamond block joined at top; Lower label and lower right diamond block joined at bottom	1
Plate 1L	14R	1
1+23+29:	Left inner line runs up too far; Lower label and lower right diamond block joined at bottom	1
Plate 3	52L	1
1+24+25:	Both inner lines run down too far	1
Plate 1L	22R	1
1+25+28:	Right inner line runs down too far; Top label & upper left diamond block joined at top	1
	Note: The line connecting the label to the diamond block may be broken, changing the combination to 1+25+37, noted below.	
Plate 1L	79L	1
1+25+37:	Right inner line runs down too far; Horizontal line recut at top of upper left diamond block	1
Plate 1L	79L (See comments on combination 1+25+28)	1

1+28+30:	Top label joined to both diamond blocks; Line at right extends across to right frame line	2
Plate 2E	6R	1
Plate 2L	6R	1
1+30+33:	Line ties top of upper label to upper right diamond block and extends out to right frame line	1
Plate 2E	99R	1

**MISCELLANEOUS RECUT COMBINATIONS ON STAMPS WITH NO
INNER LINES OR ONE INNER LINE ONLY, AT RIGHT OR LEFT**

2+11+15:	One line recut in upper left triangle; One line recut in upper right triangle	1
Plate 1E	42R	1
2+11+21:	One line recut in upper left triangle; Two horizontal lines recut at top of upper right diamond block	2
Plate 1E	21,27R	2
2+15:	One line recut in upper right triangle	1
Plate 1E	82R	1
2+16:	One line recut in lower left triangle	1
Plate 1E	53R	1
2+21:	Two horizontal lines recut at top of upper right diamond block	7
Plate 1E	23,25,26,27,29,30R	6
Plate 1i	30R	1
2+30+31:	Top label and upper right diamond block joined at top and bottom, with upper line extending out to right frame line	1
Plate 4	68R	1
3+11:	Inner line at right only; One line recut in upper left triangle	8
Plate 1E	46,47,65,69R	4
Plate 1i	Same as Plate 1E	4
3+12:	Inner line at right only; Two lines recut in upper left triangle	4
Plate 1E	49,87R	2
Plate 1i	Same as Plate 1E	2
4+11:	Inner line at left only; One line recut in upper left triangle	6
Plate 1E	61,63,81R	3
Plate 1i	Same as Plate 1E	3

Total number of multiple recut varieties: 67
Total number of recorded multiple recut positions: 170

MISPLACED RELIEFS

Plate	Relief	Left Pane	Right Pane	Total
1, Early	A	89	None	1
	C	21,43	8,9,46	5
1, Int.	A	1-4,6-10,84,92	3-5,7	16
	C	63	10,44	3
1, Late	A	5,6	None	2
	C	None	8,10	2
2, Early	A	1,5,6	1,3,6,8-10	9
	C	3,4,8-10	2,4,5,7	9
2, Late	C	None	8	1
	0	C	2,6,7,10	7
3	C	None	10	1
4	-	No misplaced reliefs on this plate		
5, Early	A	1	8	2
	C	None	3,4,6,9	4
5, Late	A	68,70,88,91-93,95-100	47,67,91-93,95-100	24
	*B	58,78	57	3
*Note: These three positions are the only instances on any plate where a "B" relief was entered in place of a normal relief.				
6	C	1,2,6-8,10,60	2,3,5-7,9,10,37,68	16
	A	None	96	1
	C	21,41,67,70	26,27,42,44,47,61,62,64,66-68	15
7	-	No misplaced reliefs on this plate		
8	C	21	None	1
				Total: 113

Note: Normal use of the "C" relief on all top row positions of plates 4,6,7, and 8 precludes considering them as "misplaced". They are, therefore, excluded from the total above.

MISPLACED RELIEFS SHOWING RECUTTING OF THE TRIANGLES

Upper Left:	43L1E; 46R1E; 10R3; 60L5L; 67R5L	5
Upper Right:	8R0; 98L5L	2
Lower Right:	6L1L; 5R2E	2

MISPLACED RELIEFS SHOWING OTHER RECUT VARIETIES AND COMBINATIONS

"A" Reliefs:	84L1i; 5L1L; 6R2e; 96L5L	4
"C" Reliefs:	7L0; 47R6	2

MISCELLANEOUS INFORMATION REGARDING MISPLACED RELIEFS

"C" relief used in place of "A" relief:	60L5L;	37R5L	2
"B" relief used in place of "A" relief:	58,78L5L	57R5L	3

"A" relief used in place of "B" relief as follows:

Plate	Left Pane	Right Pane	Total
1, Early	89	None	1
1, Int.	1-4,6-10,84-92	3,4,5,7	15
1, Late	5,6	None	2
2, Early	1,5,6	1,3,6,8-10	9
5, Early	1	8	2
5, Late	68,70,88,91-93,95-100	47,67,91-93,95-100	23
6	None	96	1
			53

"C" relief used in place of "B" relief as follows:

Plate	Left Pane	Right Pane	Total
(This relief was used for all top row positions on Plates 4, 6, 7, 8.)			
1, Early	21,43	8,9,46	5
1, Int.	63	10,44	3
1, Late	None	8,10	2
2, Early	3,4,8-10	2,4,5,7	9
2, Late	None	8	1
0	2,6,7,10	3,8,9	7
3	None	10	1
4	1-10 (Normal)	1-10 (Normal)	20
5, Early	None	3,4,6,9	4
5, Late	1,2,6-8,10	2,3,5-7,9,10,68	14
6	1-10 (Normal),21,41,67,70	1-10 (Normal),26,27,42,44, 47,61,62,64,66-68	35
7	1-10 (Normal)	1-10 (Normal)	20
8	1-10 (Normal),21	1-10 (Normal)	21
			142
MISPLACED 'A' RELIEFS WITH MISSING POSITION DOTS			
1, Int.	10	None	1
2, Early	None	10	1
MISPLACED 'C' RELIEFS WITH MISSING POSITION DOTS			
1, Int.	None	10	1
1, Late	None	10	1
0	10	None	1
3	None	10	1
5, Late	None	10	1
MISPLACED 'C' RELIEFS WITH DOUBLE POSITION DOTS			
1, Late	None	8	1

**POSITION DOTS ON "B" RELIEF STAMPS
POSITION DOTS MISSING**

Total: 69

Note: Stamps from the tenth vertical rows and bottom rows of all plates are normally without position dots, and are not included here.

Exceptions to this format are listed under "Accidental Dots".

Plate	Left Pane	Right Pane	Total
1, Early	26,27,67,68,88	25,26,45	8
1, Int.	26,27,67,68,88	25,26,45,86	9
1, Late	26,27,47,67,68,88	25,45,86	9
2, Early	2,46,81	47,87	5
2, Late	2,46	47,87	4
0	21,22,27,41,82,87	4,26,48,83	10
3	1,21,27	43,48,88	6
4	None	45,65	2
5, Early	4,24,26,66,87	1,43,63	8
5, Late	4,26,66,87	1	5
6	87	87	2
8	47	None	1

DOUBLE POSITION DOTS			Total: 54
1, Early	24	29	2
1, Int.	24	29	2
1, Late	24,46	8	3
2, Early	47,64,88	23,46,83	6
0	9,44	69	3
3	None	45,65	2
4	None	86	1
5, Early	41,63,64	82	4
5, Late	63,64	82	3
6	1-4,7,8	1-4,6,7	12
7	1-4,6-8	1,2,4-9	15
8	None	9	1

TRIPLE POSITION DOTS			Total: 8
5, Early	9	None	1
5, Late	9	None	1
6	5,6,9	5,8,9	6

ACCIDENTAL DOTS, SINGLE AND MULTIPLE			Total: 32
1, Early	None	55	1
1, Int.	None	55	1
1, Late	None	55,99 (double)	2
2, Early	10	97	2
2, Late	10	97	2
0	None	*58	1

*(Between 58 & 68, at left end, aligned between diamond blocks & labels)

3	None	None	
4	100	55,75,91,94	5
5, Early	10,34	9,53,73	5
5, Late	10,34	9,53,73	5
6	3-7,10,11	7,9 (double),10	10
(All dots at upper left corners, except 10L)			
7	7 (double)	1 (triple)	2
8	7,10	10,80,100	5

MULTIPLE TRANSFERS

DOUBLE			
Plate	Left Pane	Right Pane	Total
1, Early	3,5,13,	2,7,12,14,22	8
1, Int.	3,5,13,45,62,72-75,82-85,92	2,7,12,14,22,34,44,64,92,95,98	25
1, Late	3,5,10,11,21,31,33,37,51,55,56,62,66,74,75,83,85,92	2,3,8,9,12,22,34,64,70,71,80,90,92,95,98	33
2, Early	2,9,15,19,25	3,5,6,9,12-14,19	13
2, Late	2,4,9,14,19,24,82	3,6,7,16,26,66,87,97	15
0	1,11,15,45	2-4,9,12-14,19	12
3	1	6,16	3
4	None	9	1
5, Early	1-4,7,11,15	4,7,14,24,68,96	13
5, Late	2,3,7,21-24,29,81-83,91-93	4,14,24,77,84,86,87,91,95,96	24
6	None	4,6-8,10,14,18	7
7	9	8,9	3
8	6-8,10	2,10	6
			163

TRIPLE			
1, Int.	None	74,84	2
2, Late	92	None	1
			3

PLATE CRACKS

Cracks considered clear enough to warrant noting are listed below.

Plate	Positions
2, Late	10R: (This position is known as the "Recut button" position, and is listed as a recut variety. However, in actuality, it appears to be a small stellate crack.) It exists both imperforate and perforated.
5, Late	Major cracks: 51,52,74,84,94,96L; 9R. Minor cracks: 8,27,31,44,45,55,65,78,79,80L; 7,71,72R.
	Note 1: The crack on 80L crosses the center line and touches 71R.
	Note 2: There are three small cracks in the bottom sheet margin, below Positions 92, 93, and 95L. They may exist perforated.
7	47-48R: This variety exists only perforated, and is not found on the earlier perforated printings.

RARITY FACTOR CRITERIA

In determining the relative scarcity of the various varieties, a scale of 1 to 10 will be used, with 1 representing the most common varieties, and 10 the scarcest. To try and compensate for the disparity in the number of impressions produced from the various plates, scarcity will be based on the estimated total number of stamps produced which show each variety, or combination thereof. This will also allow for the fact that while a certain variety may occur on only one position in a particular plate, the same variety may be found on several positions in one or more other plates.

The listings are divided into three sections. The first will list the 38 major recut varieties individually. The second section will include all recorded combinations of two or more varieties on any one position. The last section will deal with the relative scarcity of varieties involving reliefs, position dots, plate flaws, etc.

A dash in the column listing the perforated Type I stamp varieties indicates that no position having that particular recut is known on any of the plates used to produce the perforated stamps.

Determination of scarcity is based on the following tables:

Rarity Factor	Number Of Stamps Showing Variety	Rarity Factor	Number Of Stamps Showing Variety
1.....	Over 10 million	6.....	100,000 to 250,000
2.....	5 to 10 million	7.....	50,000 to 100,000
3.....	1 to 5 million	8.....	25,000 to 50,000
4.....	500,000 to 1 million	9.....	5,000 to 25,000
5.....	250,000 to 500,000	10.....	Under 5,000

COMPARATIVE RARITY OF RECUT VARIETIES

(Factors are rated from 1 to 10, in ascending order of rarity)

RECUT VARIETY	RARITY		RECUT VARIETY	RARITY		RECUT VARIETY	RARITY	
	IMPERF.	PERF.		IMPERF.	PERF.		IMPERF.	PERF.
1	1	3	14	5	-	26	5	10
2	1	1	15	3	9	27	2	7
3	3	9	16	2	8	28	3	6
4	5	-	17	1	7	29	3	5
5	4	10	18	9	-	30	3	7
6	4	10	19	6	8	31	6	8
7	3	9	20	5	10	32	4	8
8	3	9	21	6	-	33	7	-
9	3	9	22	9	-	34	6	10
10	3	5	23	1	8	35	6	10
11	1	5	24	3	9	36	6	8
12	1	8	25	3	10	37	3	-
13	3	9				38	8	-

COMPARATIVE RARITY OF RECUT COMBINATIONS

Recut combinations are listed by number, followed by the rarity factors.

Combination No.	Rarity		Combination No.	Rarity		Combination No.	Rarity	
	IMP.	PERF.		IMP.	PERF.		IMP.	PERF.
1+11+8	6	10	1+12+16	5	-	1+16+23	4	-
1+11+15	7	-	1+12+17	3	10	1+16+25	9	-
1+11+16	3	9	1+12+17 +24+25	9	-	1+17+23	9	-
1+11+16+17	4	10	1+12+17+29	9	-	1+23+24	3	9
1+11+16+17 +23	6	10	1+12+23	5	-	1+23+25	4	-
1+11+16+23	4	-	1+12+23+24	9	-	1+23+27	9	-
1+11+16+24	5	-	1+12+24	7	-	1+23+28+29	5	-
1+11+16+25	9	-	1+12+24+25	9	-	1+23+29	5	10
1+11+17	3	9	1+12+25+28	9	-	1+24+25	5	-
1+11+17+23	5	0	1+12+27	4	10	1+28+30	5	10
1+11+21	9	-	1+12+28	5	10	1+30+33	9	-
1+11+23	3	10	1+12+30	5	10	2+11	9	-
1+11+23+25	5	-	1+13+16	4	10	2+11+15	9	-
1+11+24	5	-	1+13+17	9	-	2+11+21	9	-
1+11+25	3	10	1+13+23+24	9	-	2+15	9	-
1+11+26	5	10	1+13+25	5	-	2+16	9	-
1+11+27	3	10	1+13+27	5	10	2+21	7	-
1+11+30	5	10	1+14+15+17 +23+27	9	-	2+30+31	6	8
1+11+32	5	10	1+15+23	9	-	3+11	7	-
1+11+33	9	-	1+16+17	4	10	3+12	9	-
1+11+37	8	-	1+16+17+27	9	-	3+15	9	-
1+12+15	9	-				4+11	8	-

Total number of combinations: 68

**COMPARATIVE RARITY OF MISCELLANEOUS VARIETIES
RELIEF VARIETIES**

Note: Where variety also exists perforated, Imperf. factor is shown first. If more than one plate produced a variety, category scarcity is shown in parentheses, individual plate scarcity adjacent to plate listing.

R/F

- (6-9) "C" relief used in place of "A" relief: 60L51; 37R51
- (5-9) "B" relief used in place of "A" relief: 58,78L51; 57R51

R/F	Plate	Left Pane	Right Pane
(3-7)	"A" relief used in place of "B" relief as follows:		
9	1, Early	89	None
3	1, Int.	1-4,6-10,84-92	3,4,5,7
4	2, Early	1,5,6	1,3,6,8-10
7	5, Early	1	8
3-7	5, Late	68,70,88,91-93,95-100	47,67,91-93,95-100
6-8	6	None	96
(1-3)	"C" relief used in place of "B" relief as follows: (This relief was normally used for all top row positions on Plates 4,6,7,8.)		
7	1, Early	21,43	8,9,46
7	1, Int.	63	10,44
4	1, Late	None	8,10
6	2, Early	3,4,8-10	2,4,5,7
5-10	2, Late	None	8
6	0	2,6,7,10	3,8,9
5-10	3	None	10
3	4	1-10 (Normal)	1-10 (Normal)
6	5, Early	None	3,4,6,9
3-8	5, Late	1,2,6-8,10	2,3,5-7,9,10,68
3-3	6	1-10 (Normal),21,41,67,70	1-10 (Normal),26,27,42,44, 47,61,62,64,66-68
3-3	7	1-10 (Normal)	1-10 (Normal)
3-4	8	1-10 (Normal),21	1-10 (Normal)

(8) MISPLACED 'A' RELIEFS WITH MISSING POSITION DOTS

9	1, Int.	10	None
9	2, Early	None	10

(4-9) MISPLACED 'C' RELIEFS WITH MISSING POSITION DOTS

9	1, Int.	None	10
5	1, Late	None	10
9	0	10	None
5-10	3	None	10
6-10	5, Late	None	10

MISPLACED "C" RELIEF WITH DOUBLE POSITION DOTS

5	1, Late	None	8
---	---------	------	---

POSITION DOT VARIETIES

MISSING POSITION DOTS

Note: Stamps from the tenth vertical rows of all plates are normally without position dots, and are not included under this heading. With 5 exceptions, no bottom row stamps show a position dot. This variety is common, and warrants no added premium.

		DOUBLE POSITION DOTS		Total: 55
R/F	Plate	Left Pane	Right Pane	Total
9	1, Early	24	29	2
8	1, Int.	24	29	2
4	1, Late	24,46	8	3
6	2, Early	47,64,88	23,46,83	6
7	0	9,44	69	3
4-9	3	None	45,65	2
6-8	4	None	86	1
6	5, Early	41,63,64	82	4
5-9	5, Late	63,64	82	3
3-4	6	1-4,7,8	1-4,6,7	12
3-3	7	1-4,6-9	1,2,4-9	16
5-8	8	None	9	1

		TRIPLE POSITION DOTS		Total: 8	
(4-6)	8	5, Early	9	None	1
	6-10	5, Late	9	None	1
	4-6	6	5,6,9	5,8,9	6
(3-4)			ACCIDENTAL DOTS: SINGLE		Total: 37
	9	1, Early	None	55	1
	9	1, Int.	None	55	1
	5	1, Late	None	55	1
	8	2, Early	10	97	2
	4-10	2, Late	10	97	2
	8	0	None	*58	1
		*(Between 58 & 68, at left end, aligned between diamond blocks & labels)			
	4-5	4	100	55,75,91,94	5
	6	5, Early	10,34	9,53,73	5
	4-9	5, Late	10,34	9,53,73	5
	4-5	6	3-7,10,11	7,10	9
		(All dots at upper left corners, except 10L)			
	5-6	8	7,10	10,80,100	5
(4-6)			ACCIDENTAL DOTS: DOUBLE		Total: 3
	5	1, Late	None	99	1
	6-8	6	None	9	1
	6-8	7	7	None	1
			ACCIDENTAL DOTS: TRIPLE		Total: 1
	6-7	7	None	1	1
			MULTIPLE TRANSFERS		
(1-1)			DOUBLE TRANSFERS		Total: 163
R/F	Plate	Left Pane	Right Pane	Total	
7	1, Early	3,5,13	2,7,12,14,22	8	
4	1, Int.	3,5,13,45,62,72-75,82-85,92	2,7,12,14,22,34,44, 64,92,95,98	25	
2	1, Late	3,5,10,11,21,31,33,37,51,55, 56,62,66,74,75,83,85,92	2,3,8,9,12,22,34,64, 70,71,80,90,92,95,98	33	
6	2, Early	2,9,15,19,25	3,5,6,9,12-14,19	13	
2-8	2, Late	2,4,9,14,19,24,82	3,6,7,16,26,66,87,97	15	
5	0	1,11,15,45	2-4,9,12-14,19	12	
3-9	3	1	6,16	3	
6-8	4	None	9	1	
5	5, Early	1-4,7,11,15	4,7,14,24,68,96	13	
3-7	5, Late	2,3,7,21-24,29,81-83,91-93	4,14,24,77,84,86,87, 91,95,96	24	
4-5	6	None	4,6-8,10,14,18	7	
5-4	7	9	8,9	3	
4-6	8	6-8,10	2,10	6	
(5-10)			TRIPLE TRANSFERS		Total: 3
	8	1, Int.	None	74, 84	2
	5-10	2, Late	92	None	1
			PLATE CRACKS		
R/F	Plate	Left Pane	Right Pane	Total	
(2-10)	2, Late	10R:		1	
	5, Late	(Rarity calculated as a group)			
(4-9)	Major:	51,52,74,84,94,96	9	7	
(3-8)	Minor:	8,27,31,44,45,55,65, 78,79,80	7,71,72R	13	

Note: There are three small cracks in the bottom sheet margin, below 92,93, and 95L. All may exist both imperforate and perforated.

7 47,48 2
Exists only perforated, on later printings. Estimated rarity: As singles: 7 — As a pair: 10