

# **Enhancing Philatelic Collections and Exhibits, with Ephemera and Artifacts**

Dr. Edwin J. Andrews

Philatelic Society of Lancaster County Pennsylvania

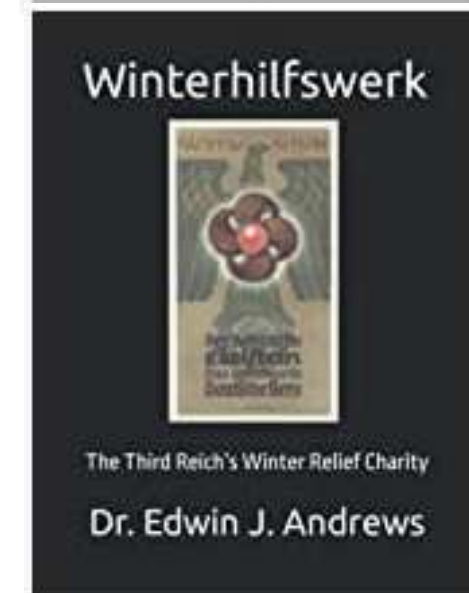
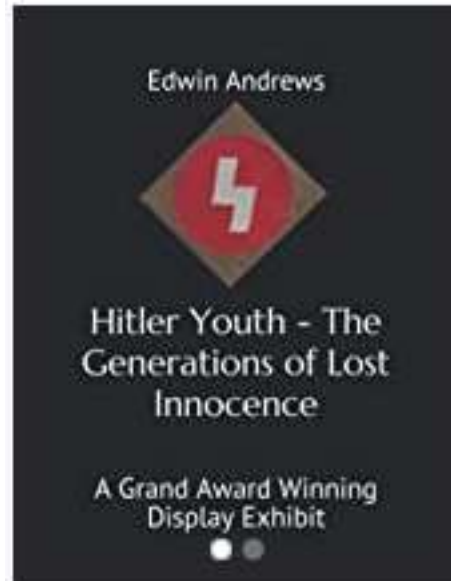
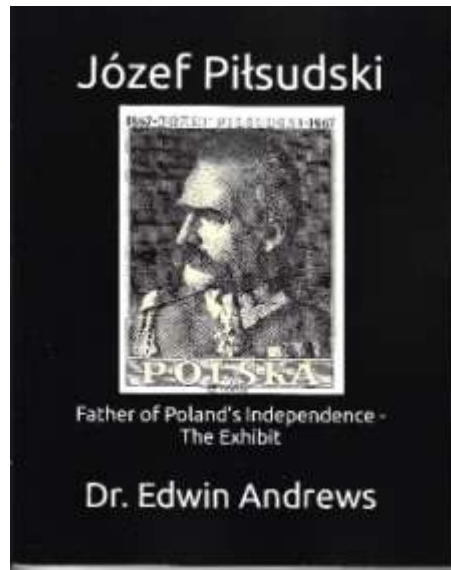
June 28, 2003

# Ed Andrews

- APS member - 47 years
- Since 1972 exhibited 28 different exhibits
- Total of 107 exhibits at WSP shows
- 65 G/LG – 8 Grands – 8 Reserve Grands
  - – Many special awards
- Have used a myriad of treatment types
- Accredited Chief Philatelic Judge
- CANEJ Member 2013-2019
  - Lead Editor - 7<sup>th</sup> Edition *Manual of Philatelic Judging and Exhibiting*
  - Chair Education Subcommittee
- Member of multiple societies.
  - Life Member and former officer AAPE
  - Immediate Past President of Polonus Polish Philatelic Society



# Author of Award-Winning Books on Exhibiting



# Presentation Outline

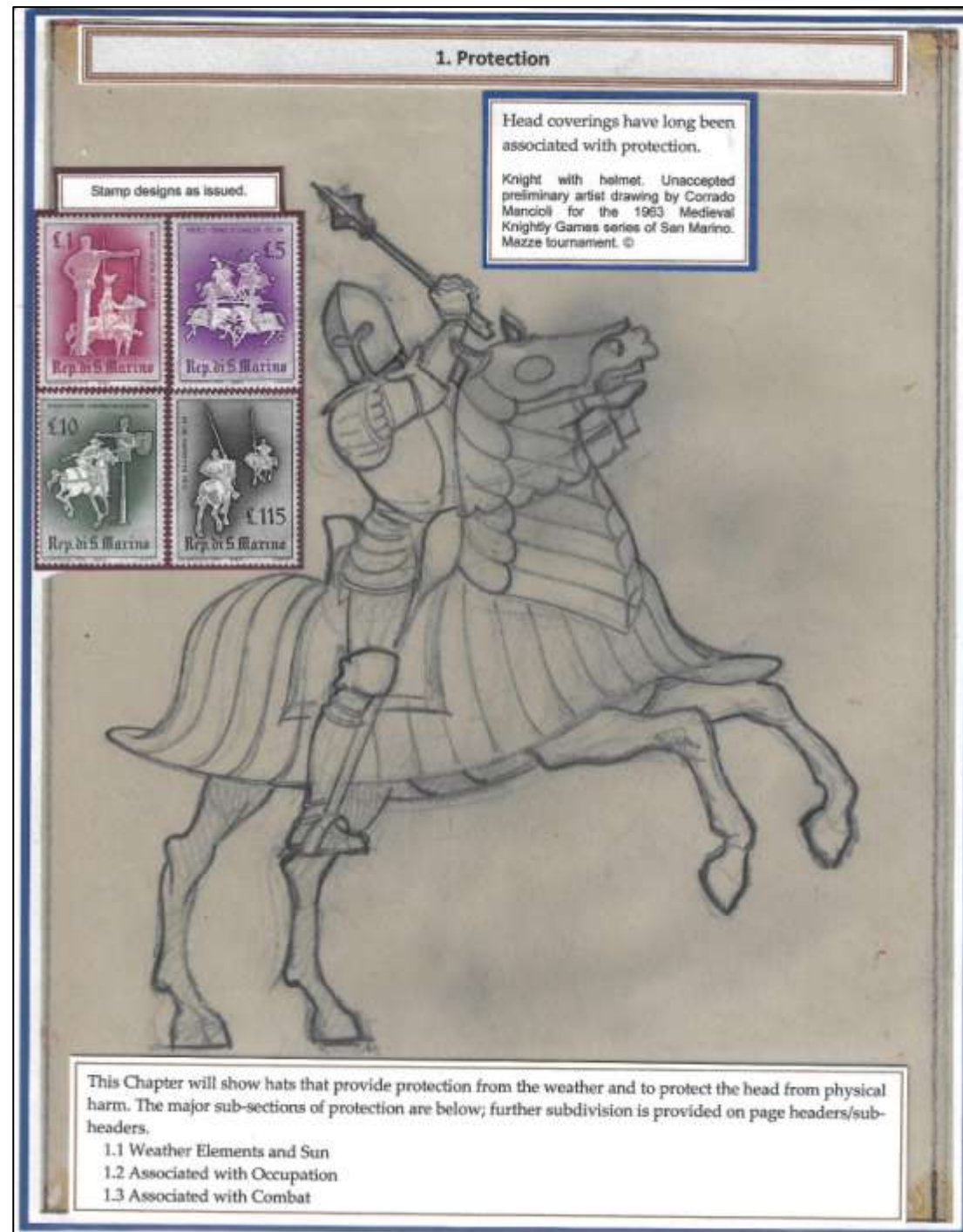
- Purpose and scope
- Philatelic and para-philatelic material
- Ephemera and artifacts
- Mounting and exhibiting limitations when using ephemera and artifacts.
- Specialized mounting techniques for ephemera and artifacts.
- Questions

# Philatelic and Para-philatelic Material

- Philatelic material
  - A plethora of philatelic choices
  - Thinking “out of the box”
  - You make the rules
- Stamps ..... but what about:
  - Archival material
  - Production material
  - Use
    - Rates and routes
    - Cancels (Marcophily)
  - Or, the just plain unusual (but still considered philatelic).

# Philatelic and Para-philatelic Material

- Philatelic material
  - Archival
    - Original art
  - Production
  - Use
  - The unusual



# Philatelic and Para-philatelic Material

- Philatelic material
  - Archival
    - Original art
  - Production
  - Use
  - The unusual

2. Identity  
2.1 Cultural  
2.1.3 Europe

Eastern Europe:

The Quaraquil (Karakul) wool hat is common in Ukraine among the peasant class.



Artist proof drawing, 1994, signed and dated by Yuri Logvin.

Below,  
block of the issued definitive stamp,  
1994.

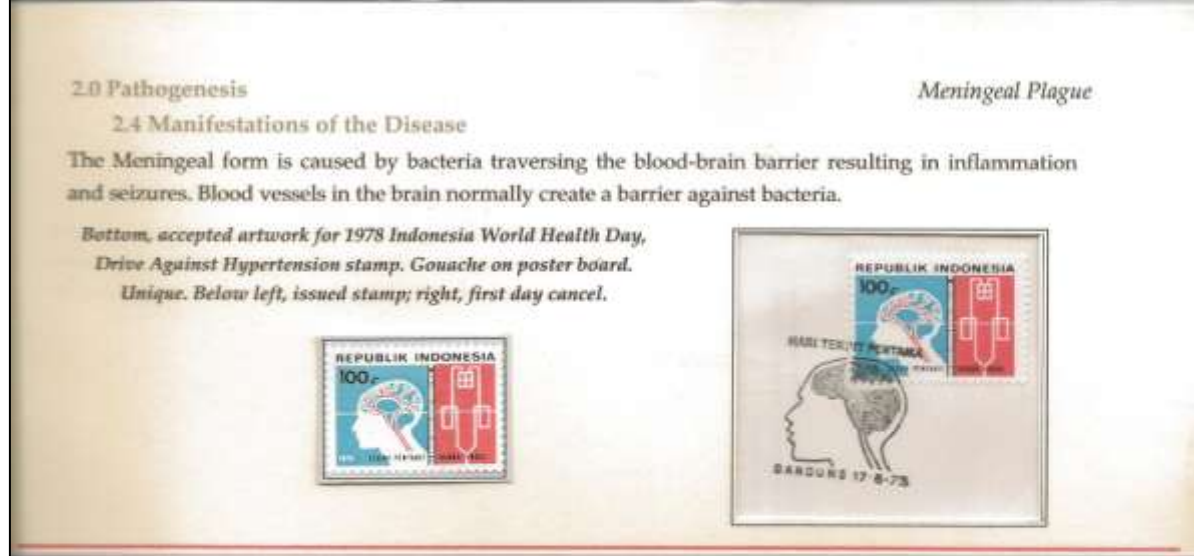
Value, 100 Karbovanets for the  
October 15, 1994 domestic letter rate.





# Philatelic and Para-philatelic Material

- Philatelic material
  - Archival
    - Original art
  - Production
  - Use
  - The unusual






# Philatelic and Para-philatelic Material

- Philatelic material
  - Archival
    - Original art
    - Essays
    - Black proofs (prints)
  - Production
  - Use
  - The unusual



1.3 Role of the Calvinist Religion

The great majority of Afrikaaners were followers of John Calvin.



Left, photo essay of rejected design for the protestant religion issue of 1964.

Below, design of the issued stamp.




# Philatelic and Para-philatelic Material

- Philatelic material
  - Archival
    - Original art
    - Essays
    - Black proofs (prints)
  - Production
  - Use
  - The unusual



# Philatelic and Para-philatelic Material

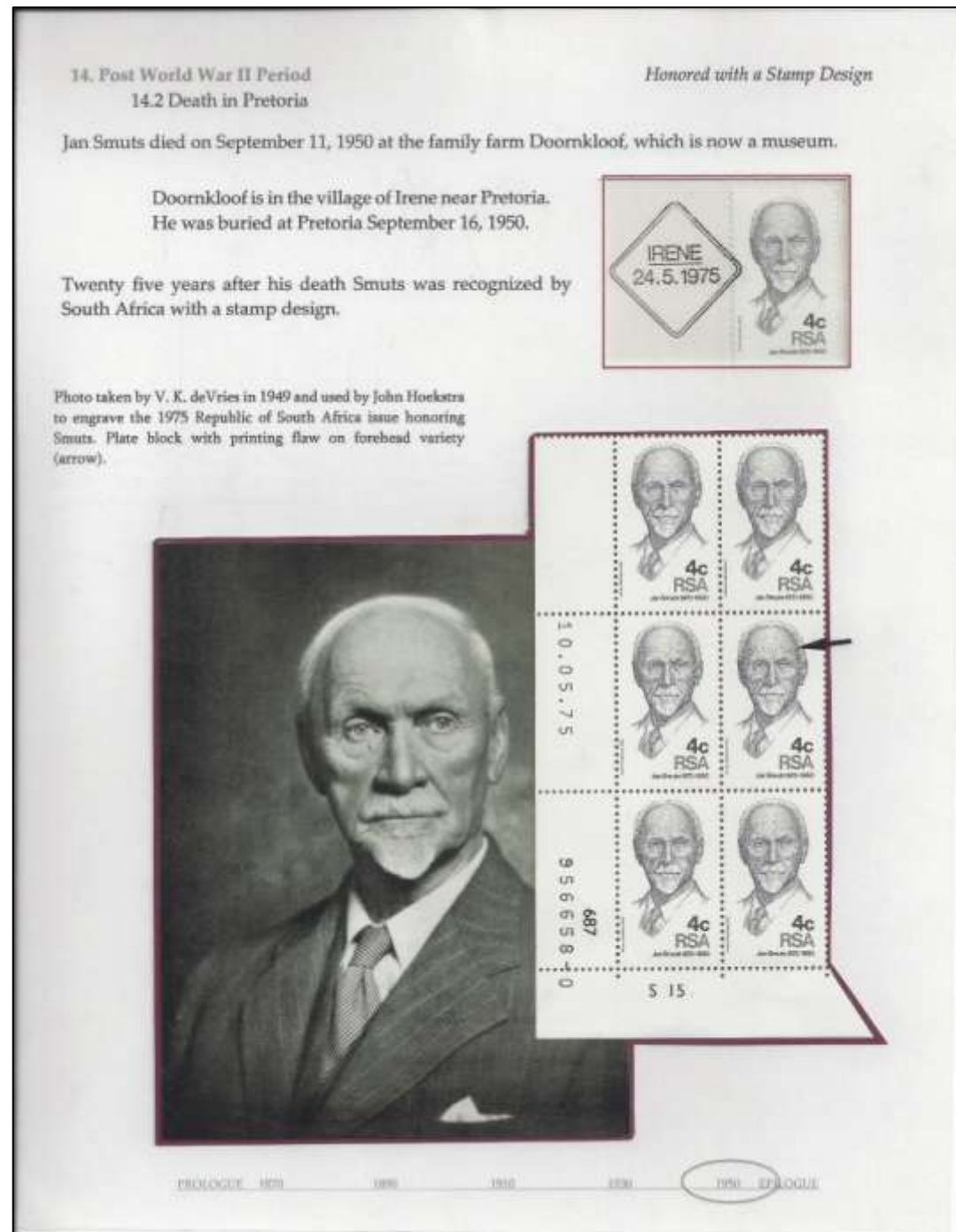
- Philatelic material
  - Archival
    - Original art
  - Production
    - Copied images
  - Use
  - The unusual



1937 souvenir sheet issued to commemorate the visit of King Karol II of Romania, June 26 – July 1, 1937.

# Philatelic and Para-philatelic Material

- Philatelic material
  - Archival
    - Original art
  - Production
    - Copied images
  - Use
  - The unusual





# Philatelic and Para-philatelic Material

- Philatelic material
  - Archival
    - Original art
  - Production
    - Errors, Freaks & Oddities
  - Use
  - The unusual



# Philatelic and Para-philatelic Material

- Philatelic material
  - Archival
    - Original art
  - Production
    - Errors, Freaks, Oddities
  - Use
  - The unusual





# Philatelic and Para-philatelic Material

- Philatelic material
  - Archival
    - Original art
  - Production
    - Errors, Freaks, Oddities
  - Use
  - The unusual

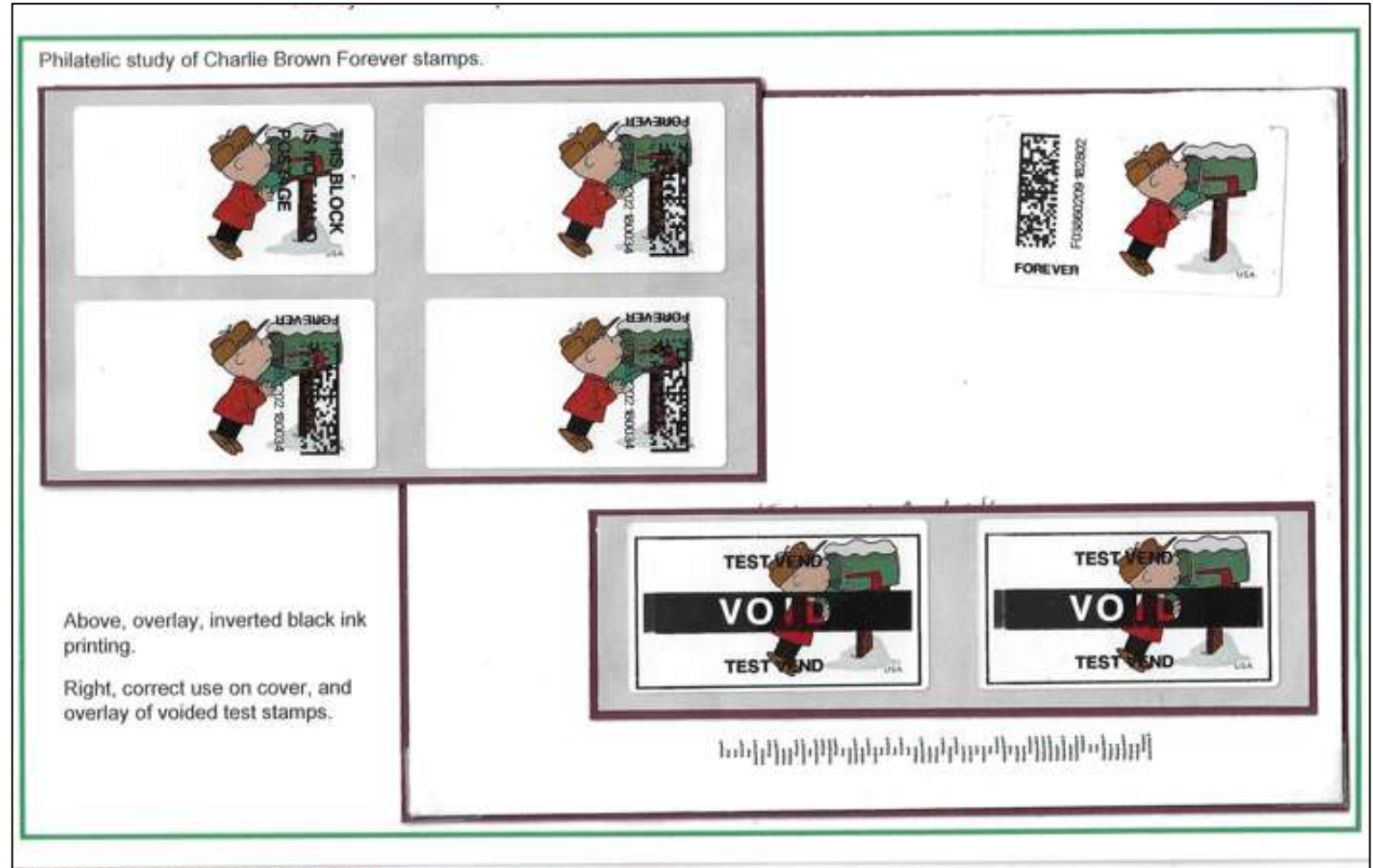


Pre-printing paper crease




# Philatelic and Para-philatelic Material

- Philatelic material
  - Archival
    - Original art
  - Production
    - Errors, Freaks, Oddities
  - Use
  - The unusual



# Philatelic and Para-philatelic Material

- Philatelic material
  - Archival
    - Original art
  - Production
    - Booklets
  - Use
  - The unusual





# Philatelic and Para-philatelic Material

- Philatelic material
  - Archival
    - Original art
  - Production
    - Se-tenant stamps with labels
  - Use
  - The unusual



French AAT Police issue 2014. Pair with label,


# Philatelic and Para-philatelic Material

- Philatelic material
  - Archival
    - Original art
  - Production
  - Use
    - Rates and routes
  - The unusual



# Philatelic and Para-philatelic Material

- Philatelic material
  - Archival
    - Original art
  - Production
  - Use
    - Rates and routes
  - The unusual



5<sup>th</sup> Regiment, 1<sup>st</sup> Brigade Command Company Machine Guns handstamp.

*Free frank field post 118 cancel [assigned to Polish Legion],  
August 19, 1916 to Vienna.*



# Philatelic and Para-philatelic Material

- Philatelic material
  - Archival
    - Original art
  - Production
  - Use
    - Illustrated Mail
  - The unusual



# Philatelic and Para-philatelic Material

- Philatelic material
  - Archival
    - Original art
  - Production
  - Use
    - Illustrated Mail
  - The unusual



Vintage [circa 1890s] advertising cover for cigars, and ironic in that Quakers abstained from alcohol and tobacco.

# Philatelic and Para-philatelic Material

- Philatelic material
  - Archival
    - Original art
  - Production
  - Use
    - V-Mail
  - The unusual





# Philatelic and Para-philatelic Material

- Philatelic material
  - Archival
    - Original art
  - Production
  - Use
    - Maxi-Cards
  - The unusual



# Philatelic and Para-philatelic Material

## Maximum card concordance:

The three components

- illustration (PPC)
- stamp
- cancel that ties the stamp to the card,

should result in tight “concordance” in which all are related to the same subject.



# Philatelic and Para-philatelic Material

- Philatelic material
  - Archival
    - Original art
  - Production
  - Use
    - Rates and routes
- The unusual
  - Personal postage
  - Cinderella material



The ship stamp was also the subject of a POLPEX souvenir sheet in 1970. The design also references General Haller's Baltic Sea access ceremony.



German "Kinderpost"  
toy stamp, circa 1930's.



# Philatelic and Para-philatelic Material

- Philatelic material
  - Archival
    - Original art
  - Production
  - Use
    - Rates and routes
- The unusual
  - Duo-stamps
  - Framas
  - Strike Mail postage
  - Revenues



Michigan state revenue stamp  
for hunting access.



Self adhesive duo-stamp



Cleveland Harrow Strike Mail  
Local Post - 1971



Paris, postal  
automaton frame

# Philatelic and Para-philatelic Material

- Philatelic material
  - Archival
    - Original art
  - Production
  - Use
    - Rates and routes
- The unusual
  - Int'l Reply Coupons
  - Local posts





# Philatelic and Para-philatelic Material

- Philatelic material
  - Archival
    - Original art
  - Production
  - Use
    - Rates and routes
- The unusual
  - Letter seals
  - Registry etiquettes
  - Rocket Mail elements



Imperforate and perforated stamps [9<sup>th</sup> issue], June 28, 1934

# Philatelic and Para-philatelic Material

- Philatelic material
  - Archival
    - Original art
  - Production
  - Use
    - Rates and routes
- The unusual
  - Revenue use





# Philatelic and Para-philatelic Material

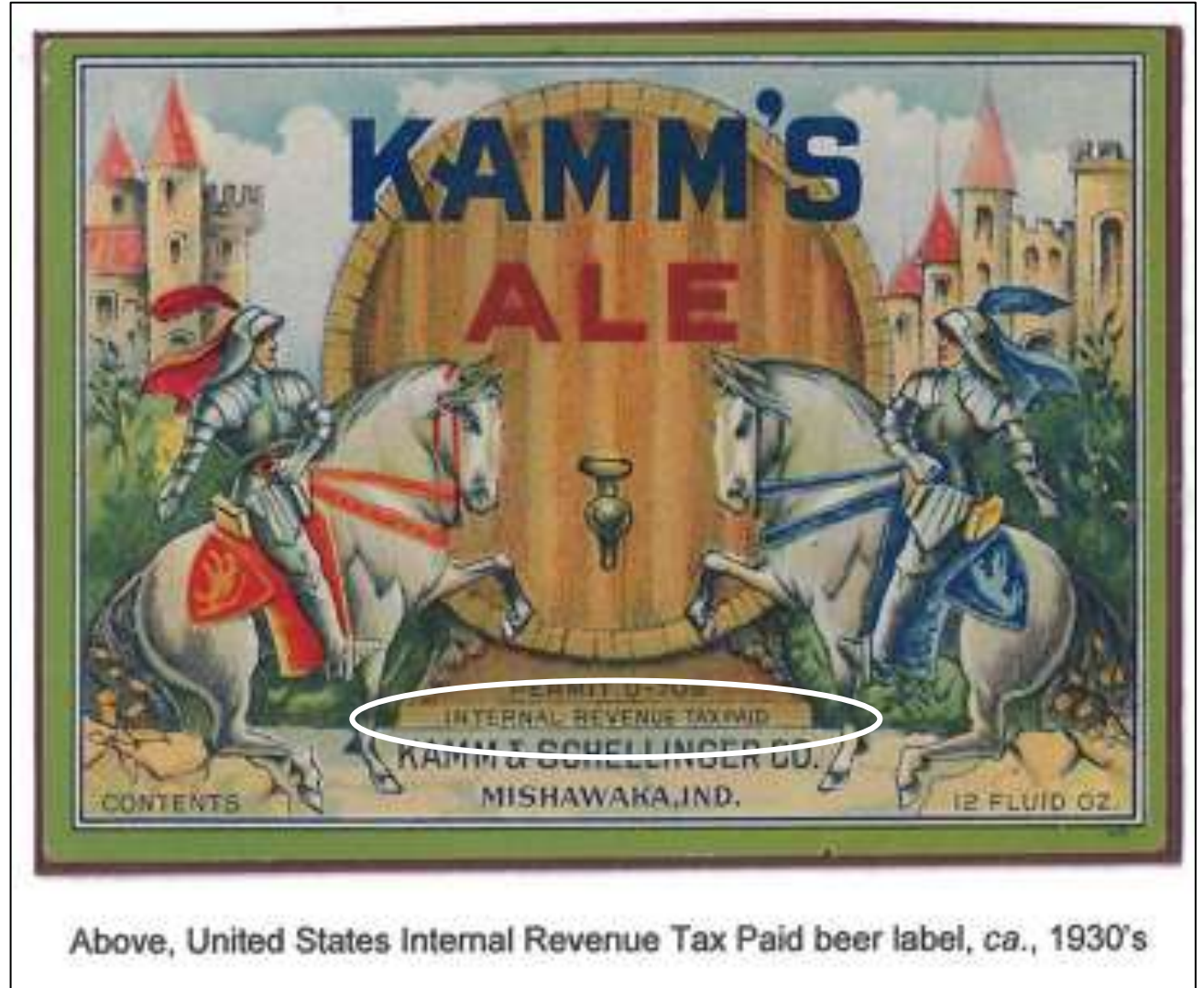
- Philatelic material
  - Archival
    - Original art
  - Production
  - Use
    - Rates and routes
  - The unusual
    - Pictorial revenues



*US Internal Revenue Tax paid tobacco revenue stamp.*

# Philatelic and Para-philatelic Material

- Philatelic material
  - Archival
    - Original art
  - Production
  - Use
    - Rates and routes
- The unusual
  - Tax paid revenues



Above, United States Internal Revenue Tax Paid beer label, ca., 1930's




# Philatelic and Para-philatelic Material

- Philatelic material
  - Archival
    - Original art
  - Production
  - Use
    - Rates and routes
- The unusual
  - Tax paid revenues



# Philatelic and Para-philatelic Material

- Philatelic material
  - Archival
    - Original art
  - Production
  - Use
    - Rates and routes
  - The unusual
    - College stamps




College stamp postal card *circa* 1898.  
Less than 50 recorded.  
[Drummond type PC2]



# Philatelic and Para-philatelic Material

- Philatelic material
  - Archival
    - Original art
  - Production
  - Use
    - Rates and routes
  - The unusual
    - Poster stamps



Poster stamp





# Philatelic and Para-philatelic Material

- Para-philatelic Material
  - Production and distribution
  - Advertising
  - Ceremonies and special events
  - PHQ cards



# Philatelic and Para-philatelic Material

- Para-philatelic Material
  - Production and distribution
  - Advertising
  - Ceremonies and special events
  - PHQ cards



# Philatelic and Para-philatelic Material

- Para-philatelic Material
  - Production and distribution
  - Advertising
    - USPS magnets
    - Publicity photos
  - Ceremonies and special events
  - PHQ cards





# Philatelic and Para-philatelic Material

- Para-philatelic Material
  - Production and distribution
  - Advertising
    - USPS Publicity negatives
  - Ceremonies and special events
  - PHQ cards



# Philatelic and Para-philatelic Material

- Para-philatelic Material
  - Production and distribution
  - Advertising
  - Ceremonies and special events
  - PHQ cards



# Philatelic and Para-philatelic Material

- Para-philatelic Material
  - Production and distribution
  - Advertising
  - Ceremonies and special events
  - PHQ cards

THE 50<sup>TH</sup>  
ANNIVERSARY OF THE NETHERLANDS  
MINING AND CHEMICAL INDUSTRY  
„STAATSMIJNEN”


will be commemorated by the issue of a special stamp in the value of 10 cents, without surcharge.

The design is by H. Levigne of Maastricht, who has also made the original engraving. The lettering has been designed by A. van der Vossen of Overveen. The stamp shows a miner in action. It will be obtainable from April 16<sup>th</sup> until May 15<sup>th</sup>, 1952, its validity being extended until December 31<sup>st</sup> 1953.

Orders to be placed with the  
**PHILATELIC SERVICE**  
The Hague, Netherlands

FOTOGRAF BY COURTESY OF STAATSMIJNEN

The stamp has been enlarged for reproduction purposes




Price: 10 cents = U.S.A. \$ 0,03

Technical details are:

- printing process: steel plate printing
- size image rectangle: 21.25 mm x 28.5 mm
- size stamp: 24.25 mm x 31.5 mm
- comb perforation: 12 : 12.5
- no watermark
- sheets of 10 x 10 = 100 stamps

Printed by J. Enschedé & Sons, at Haarlem

Netherlands, 1952. Stamp announcement and issued stamp





# Philatelic and Para-philatelic Material

- Para-philatelic Material
  - Production and distribution
  - Advertising
  - Ceremonies and special events
  - PHQ cards



# Presentation Outline

- Purpose and scope
- Philatelic and para-philatelic material
- Ephemera and artifacts
- Mounting and exhibiting limitations when using ephemera and artifacts.
- Specialized mounting techniques for ephemera and artifacts.
- Questions

# Ephemera and Artifacts

- Ephemera

- Webster's Dictionary: *"things that exist or are used or enjoyed for only a short time"*
  - Philatelic definition = 2 dimensional

- Artifacts

- Webster's Dictionary: *"an object made by a human being, typically an item of cultural or historical interest"*
  - Philatelic definition = 3 dimensional

- So, what are these non-philatelic elements?



# Ephemera and Artifacts

- Currency
- Coins



# Ephemera and Artifacts

- Medals
- Decorations
- Awards

Below, Polish Cross,  
Assault Team "Wolfs" / Lwów, 1918.

*Cast nickel with enamel glaze.*



*Cross of Merit*




Brigade I Józef Piłsudski Legion medal.  
Right, inset of reverse.  
*Cast nickel with silver plate,  
reproduction.*



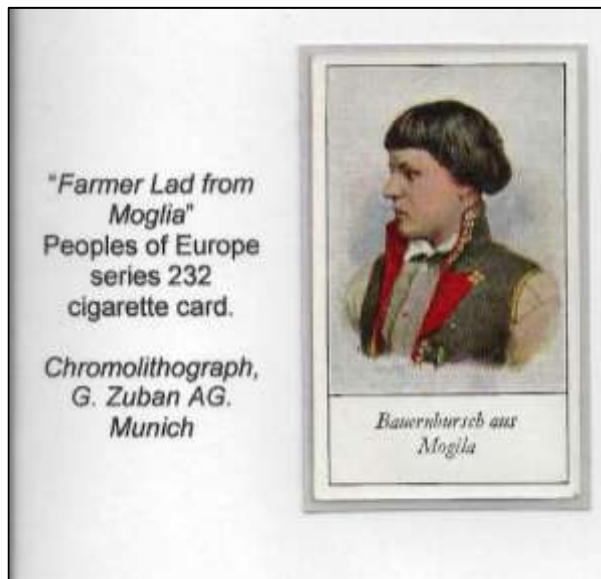
# Ephemera and Artifacts

- Cigarette Cards
- Cigarette silks



Trade card depicting Archinard.

Autotype published by Chocolat Pupier.  
Africa series No. 68, page 8.  
Saint-Étienne, France.



The **Grand Cross of the Order of the Tower and Sword** is the highest order of Portuguese knighthood, created by King Afonso V in 1459.

Vintage cigarette silk.



The **Grand Cross of the Order of Merit of the Kingdom of Hungary** was created in 1922.



The **Royal Military Order of Savoy** was founded by King Victor Emanuel in 1813.


Wills Cigarette silk, circa 1900





# Ephemera and Artifacts

- Matchbook covers
- Decals
- Badges
- Buttons



# Ephemera and Artifacts

- Receipts





# Ephemera and Artifacts

- Photographs



1. Prologue

1.2 Consolidation under the NSDAP

*Third Reich*

In 1933 Hitler was named Chancellor and then Führer, assuming authority over the government and nation.

Windowed portion of an Acme photo (6.75 x 7.25 in.) of Hitler as Chancellor. MMG Archives photo #AVP-452-CT and subsequent news clip from the *Chicago Tribune* (inset below), with magenta date stamp "March 6, 1933".





# Ephemera and Artifacts

- Photographs

The PNC leadership included Ignacy Jan Paderewski, August Zaleski, Erazm Piltz, Marian Seyda and Maurycy Zamoyski. Paderewski would later become Poland's Prime Minister.



Left, windowed press photo showing Zelinski as head of the Provisional Government of Poland in Exile during Communist rule. Inset below.


*AP Newsfeatures photo, Ref. #7924-rw-2/8/63.*



The Allied Powers accepted the PNC as the legitimate representative of Poland.  
In January 1919 the PNC dissolved itself, recognizing the Paderewski government under Piłsudski.

# Ephemera and Artifacts

- Photographs
  - Stereo-views

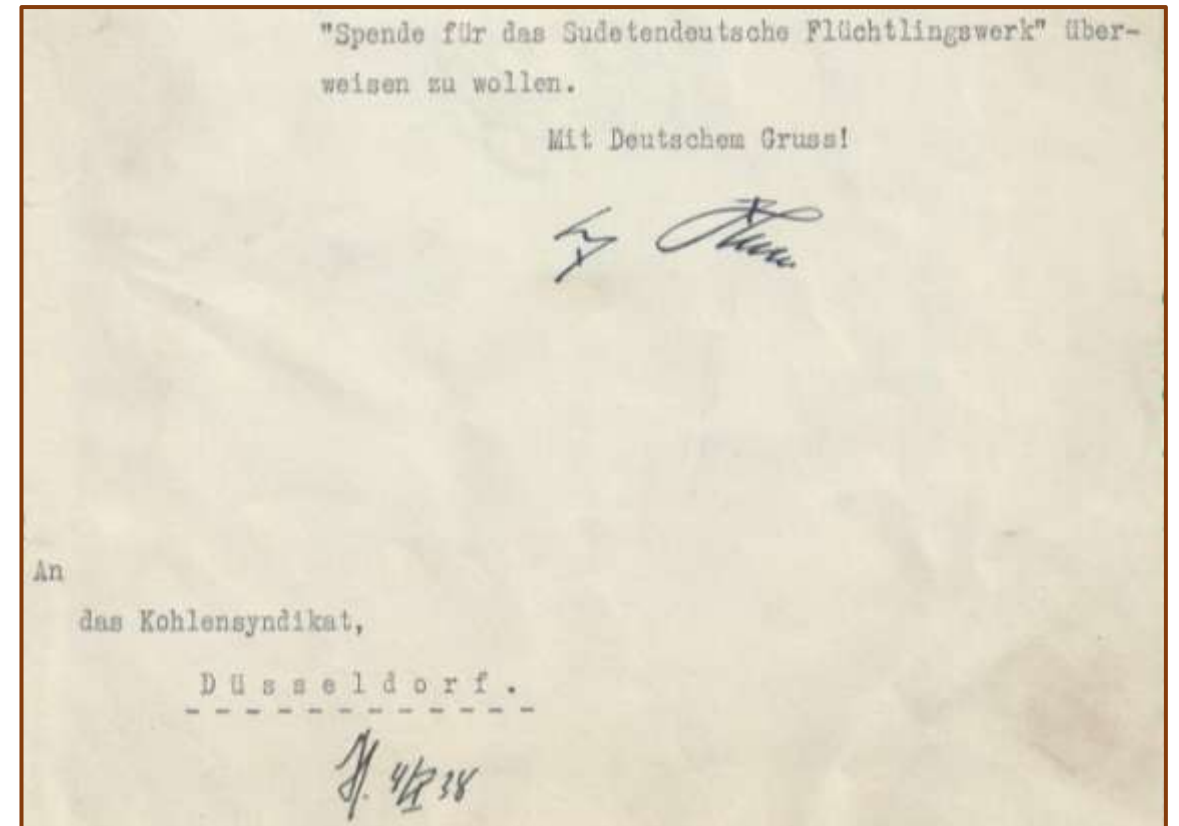



# Ephemera and Artifacts

- Autographs



Vindowed portion of a certificate for coursework. Warsaw Polytechnic seal and signature of Rector, Zygmunt Straszewicz.





# Ephemera and Artifacts

- What else? ---Anything!



## 2. Structure and Administration

### 2.5 Donor Recognition

#### Badges and Tokens

Abzeichen [Badges] and other tokens were given to donors during campaigns as incentives. There were more than 1,000 different types distributed by National and Gau or city level campaigns. The manufacture of tokens employed thousands of out of work Germans and provided the Nazi regime with a propaganda tool to instill nationalism, or reminisce over folklore. Following are examples. Many more examples will be shown by year of distribution in Chapter 3. Pendants, often with string, were to be worn or hung on Christmas trees.



Amber stickpin.  
Distributed October  
10-12, 1934



Embossed Tin pin.  
Gau Saarplatz, 1935



Cast Nickel Pin  
Gau Essen, 1936/37



Pressed and Painted  
Glass Pendant.  
Cornflower Bloom.  
Distributed by VDA, 1939



Metal Frame, Embroidered  
Cloth on Paper Back. Pin.  
Distributed February 5-6,  
1938 by SA, SS and NSKK.



Sandstone Brick.  
Wrapped with String.  
Distributed by the DJH,  
1939



Hand carved and  
Painted Bakelite. Pin  
Gau Danzig  
Chimneysweep.



Hand carved and  
Painted Wood. Pendant  
Unlisted Gau and Date.



Molded Plastic, Incised  
Pin. Gau Flensburg  
(Schleswig Holstein),  
1938



Wood Printed with German Farmhouses. Pendants.  
Distributed November 21-22, 1942

# Ephemera and Artifacts

- What else? ---Anything!

Stanisław Wojciechowski

## Revolution Within the Law

### Poland Loses a Premier and Gains a Minister of War

WARSAW is quieting down with what seems to be an end to the crisis which arose when Marshal Joseph Piłsudski, with an army at his back, marched on the city and drove the newly formed Witos Government out of office at the point of bayonets. The ministers, in session behind the walls of the Belvedere Palace while firing was going on in the streets outside, were forced to fly in the greatest disorder when the guard informed them that the invaders were closing in, and from his country residence, President Wojciechowski sent his resignation to the victorious Piłsudski.

But throughout the incidents before the Cabinet's withdrawal, the veteran Marshal had insisted that he did not wish to go outside the constitution in forcing the Government to reform itself. Witos, he felt, did not represent the best interests of the people and should therefore resign. But with the Cabinet and President out, he was

MARSHAL JOZEF PILSUDSKI  
The power behind the Polish President's chair

faced with a somewhat difficult situation if he desired to remain within the law. M. Rataj, speaker of the Diet, became automatically Poland's President upon the resignation of Wojciechowski, until a new Chief Executive was elected, and Piłsudski called for the National Assembly to take the necessary vote upon May 31. In the election, Piłsudski came off victorious, but immediately declined to accept the proffered honor, and he suggested that Ignace Moscicki, professor of chemistry in Lemberg University, be chosen. Moscicki was dutifully elected by the National Assembly, while Piłsudski becomes Minister of War in the new Cabinet of which Charles Bartel is Premier. Thus, with the army behind him, Piłsudski is still Poland's strong man, not on the throne, but behind it, in what he apparently deems a far more advantageous position. From this location, he can direct those reforms for which his *coup d'état* was brought off.

Wincenty Witos

Windowed portion of an article from *The Independent*, Vol. 116, No. 3968, p/706, June 19, 1926.

3.7 Foreign Policy  
German-Polish Non-Aggression Pact

France's refusal of a "preventive war" with Germany was the impetus for the German-Polish Non-Aggression Pact of 1934. Josef Beck's diplomacy eventually earned him the cover of *Time* Magazine.

MARCH 6, 1935

# TIME

THE WEEKLY NEWSMAGAZINE

L. J. Wint

JOSEF BECK

His program for Poland: no field a battlefield.  
(*Foreign News*)

VOLUME XXXIII

ISSUED WEEKLY

NUMBER 10

# So how do I use all this material?

Display Treatment exhibit pages

What is display treatment?

~60/40%

How does it apply to my collection?



# Displaying Philatelic and Non-philatelic Material

The non-philatelic elements:

- Complement philatelic elements
- Extend the story or theme
- Provide interest
- Provide context
- Provide history



# Displaying Philatelic and Non-philatelic Material

The non-philatelic elements:

- Complement philatelic elements
- Extend the story or theme
- Provide interest
- Provide context
- Provide history



# Displaying Philatelic and Non-philatelic Material

The non-philatelic elements:

- Complement philatelic elements
- Extend the story or theme
- Provide interest
- Provide context
- Provide history





## The non-philatelic elements:

- Complement philatelic elements
- Extend the story or theme
- Provide interest
- Provide context
- Provide history

On December 19, 1914 Piłsudski formalized the Legions, taking personal command of the 1<sup>st</sup> Brigade. All units were attached to the Austro-Hungarian Army. The 1<sup>st</sup> Brigade had 3 infantry regiments (1<sup>st</sup>, 5<sup>th</sup> and 7<sup>th</sup>), a cavalry regiment, artillery battalions, and support units.



1<sup>st</sup> Brigade Józef Piłsudski badge.

*Cast nickel replica.*




5<sup>th</sup> Regiment, 1<sup>st</sup> Brigade Command Company Machine Guns handstamp.

*Free frank field post 118 cancel [assigned to Polish Legion],  
August 19, 1916 to Vienna.*

Philatelic elements can also be used to complement each other.....

A form of concordance or harmonization.



Philatelic elements can also be used to complement each other.....

A form of concordance or Harmonization.

Let's look a little closer






Philatelic elements can also be used to complement each other.....

A form of concordance or Harmonization.

Let's look a little closer



# Displaying Philatelic and Non-philatelic Material

- Sample pages

## 1.6 Socialist

In February 1900 Russian police in Łódź found the Robotnik press in Piłsudski's apartment.

1900 Łódź postal card to Leipzig.  
October 19, 1900.  
Leipzig receiving cancel.

Foreign card rate of 4 kopeks per  
1898.



He was imprisoned at the Warsaw Citadel but feigned mental illness and was sent to a hospital in St. Petersburg. There he escaped with the help of a Polish physician, and fled to Galicia.

Left, St. Petersburg Hospital tax revenue, 1918.

Right, Mars Confections Ltd (Slough) card. *Famous Escapes*.  
#50 of a Series of 50. Chromolithograph, circa 1920.

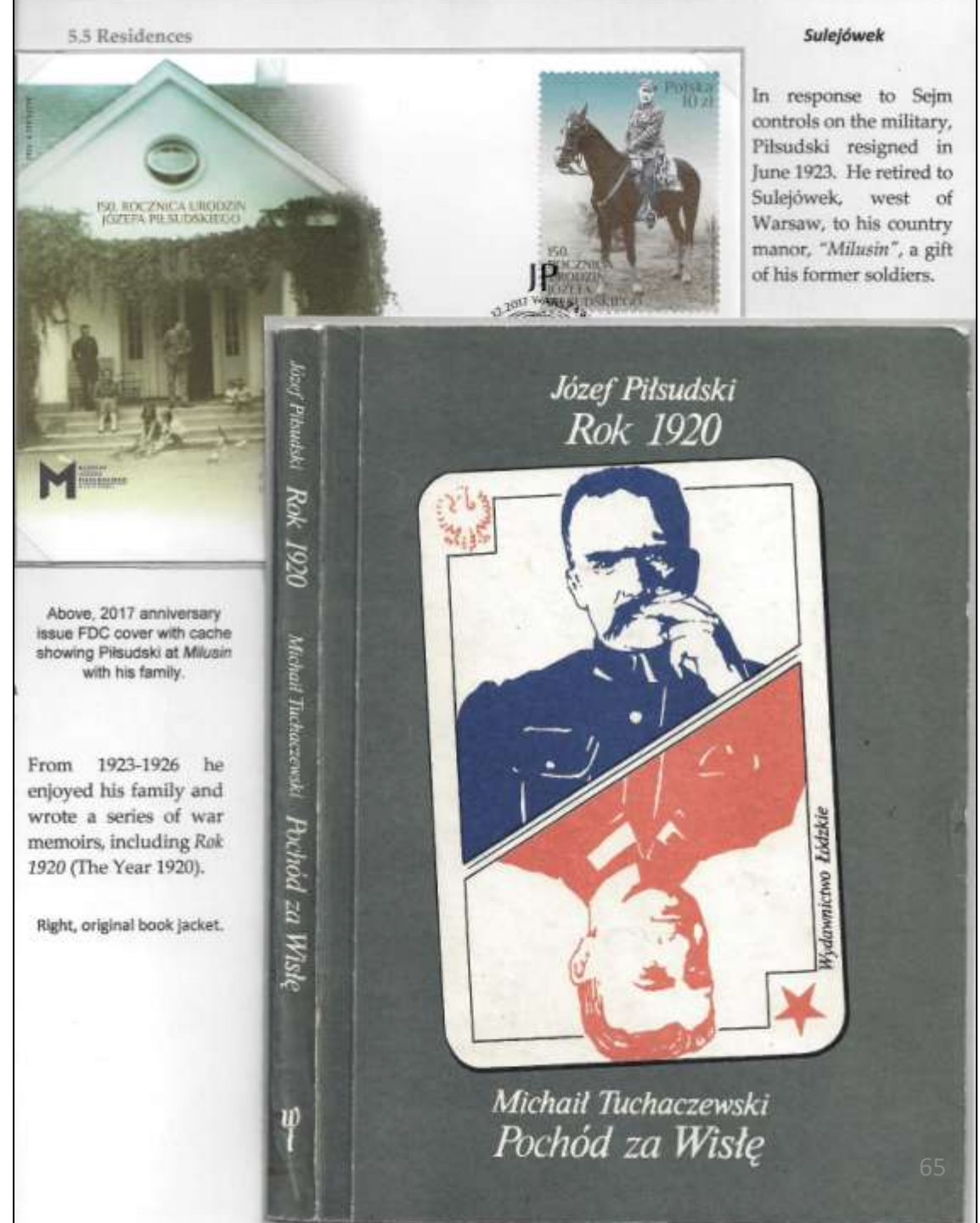
Piłsudski spent the summer of 1903 in Rytro Galicia [near Nowy Sącz] writing articles, some of which were published. He received his first royalty check of 50 Austro-Hungarian forints [~ \$20].

Below, Hungarian National Bank, 50 Forint banknote, 1980.



# Displaying Philatelic and Non-philatelic Material

- Sample pages





# Displaying Philatelic and Non-philatelic Material

- Sample pages

## 5.3 Children

## Jadwiga the Pilot

She obtained a British pilot's license and in July 1942 joined the Air Transport Auxiliary as a Second Officer. She flew unarmed military aircraft in the skies over wartime Britain and served as a ferry for British pilots.



ATA pilot Bullion Wings.  
[Modern production]

In 1944 Jadwiga matriculated at the Polish School of Architecture at the University of Liverpool, graduating with an engineering degree. She had also married a Polish noble and Navy officer, Lieutenant Andrzej Jaraczewski, and had a son Krzysztof and daughter, Joanna.



Etching of the University of  
Liverpool, School of Architecture  
[far right ion image].

Collotype printed by the  
University, circa 1940.

She returned to Warsaw in 1990 where she died at age 94.

Right, photo of Jadwiga (2<sup>nd</sup> right) as a pilot. Image from her obituary in  
*The Daily Telegraph* [London], November 21, 2014.

Her daughter Joanna followed Pilsudski's activism. Returning to Poland in 1979 she married a "Solidarity" activist Janusz Onyszkiewicz. Both were involved in the Polish struggle against communism between 1979 and 1989.



# Displaying Philatelic and Non-philatelic Material

- Sample pages

1.8 Bezdonys Raid



The PPS continued its activism and militancy. A general strike in 1905 involved 400,000 workers and lasted two months.

Right, black print of coal miner issue.

Money for Activism and Arms



On September 26-27, 1908 the *Bojówcki* robbed a Russian mail train carrying tax revenues from Warsaw to St. Petersburg. Piłsudski personally led the raid near the Lithuanian town of Bezdonys.



Windowed portion of an atlas map. The arrows show the train line from Warsaw to St. Petersburg with Bezdonys north of Wilno [center arrow].

Johnson's Russia.  
Johnson and Ward,  
p. 76, 1864, New York.  
16.75 x 13.5 in.

Copper plate printing with hand coloration.

*Bojówcki* members who took part in the raid included his lover and future wife, Aleksandra.

The single raid yielded 200,812 rubles, a fortune equal to \$6,663,768 US Dollars.



# Presentation Outline

- Purpose and scope
- Philatelic and para-philatelic material
- Ephemera and artifacts
- Mounting and exhibiting limitations when using ephemera and artifacts.
- Specialized mounting techniques for ephemera and artifacts.
- Questions




# Mounting and exhibiting limitations when using ephemera and artifacts.

- Collections vs accumulation vs exhibit issues
  - Relevancy
- Physical limitations
  - Size
  - Thickness
- Limitations imposed by shows and exhibiting guidelines
  - Understand the rules

# Presentation Outline

- Purpose and scope
- Philatelic and para-philatelic material
- Ephemera and artifacts
- Mounting and exhibiting limitations when using ephemera and artifacts.
- Specialized mounting techniques for ephemera and artifacts.
- Questions

# Mounting Tool Box - Cutting board and razor knife





# Mounting Tool Box – Corner Mounts - always archival

Standard for covers,  
larger sizes available for  
large items.




# Mounting Tool Box - Sticker Squares - archival.

## Choose permanent vs. repositionable

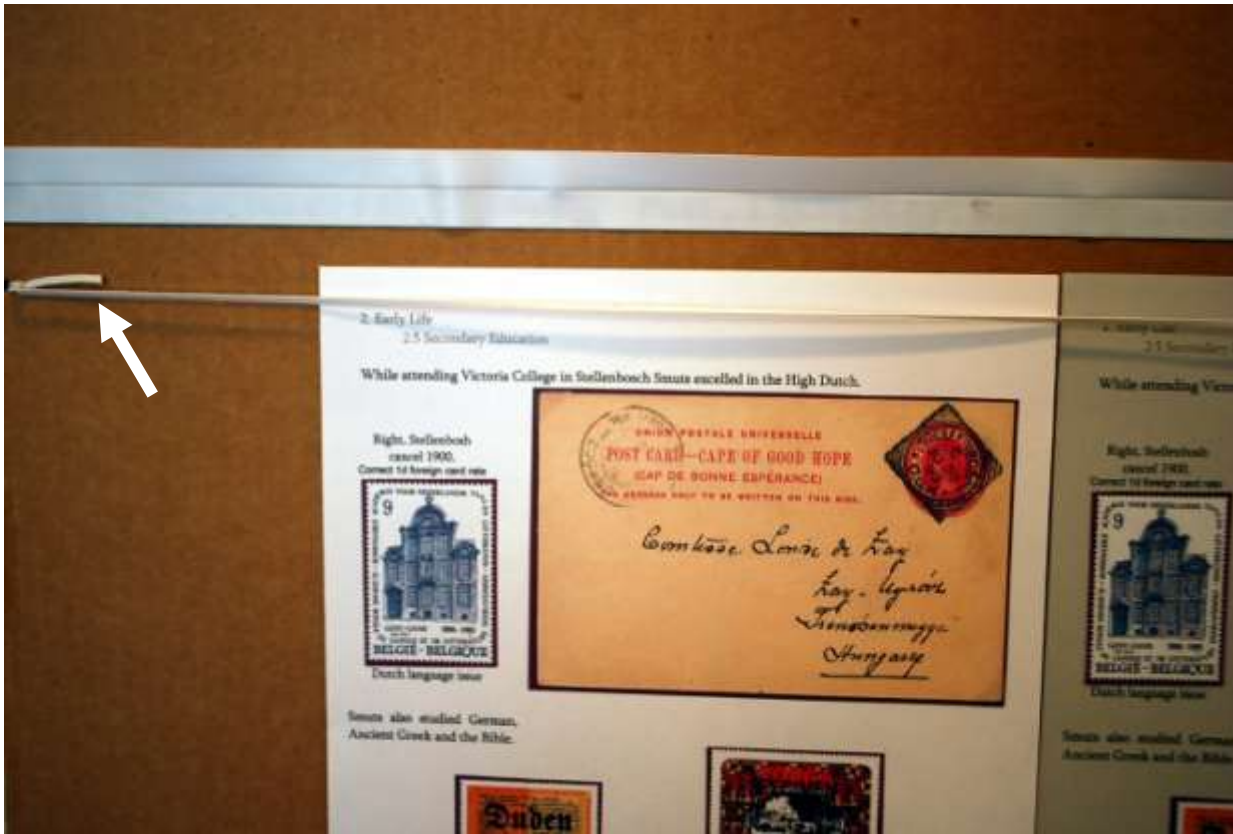


# Mounting Tool Box – Post-it Notes





# Mounting Tool Box – a Home Frame



# Papers and Matts

- Makes your material pop off the page
- Background becomes secondary to viewer
- How to determine color combos

# Paper Color Test

- Mount on white paper
- Make color copy
- Cut out all elements from copy
- Print page on new color paper (yellow, gray, etc.)
- Mount cutouts on new color paper(s)
- Compare and decide



Example of colored copies  
of philatelic items from an  
exhibit page.

They are cut out and ready  
to mount on a page of  
different color.



2. Early Life  
2.5 Secondary Education

While attending Victoria College in Stellenbosch Smuts excelled in the High Dutch.



Smuts also studied German,  
Ancient Greek and the Bible.



1870 1880 1890 1900 1910 1920 1930 1940 1950 1960 1970 1980 1990 2000 2010 2020

2. Early Life  
2.5 Secondary Education

While attending Victoria College in Stellenbosch Smuts excelled in the High Dutch.



Smuts also studied German,  
Ancient Greek and the Bible.



1870 1880 1890 1900 1910 1920 1930 1940 1950 1960 1970 1980 1990 2000 2010 2020

2. Early Life  
2.5 Secondary Education

While attending Victoria College in Stellenbosch Smuts excelled in the High Dutch.



Smuts also studied German,  
Ancient Greek and the Bible.



1870 1880 1890 1900 1910 1920 1930 1940 1950 1960 1970 1980 1990 2000 2010 2020

White Paper

Gray Paper

Ecrú Paper

# Paper size and format

- Standard pages
- Oversized pages
- Page protectors
  - Staples High-capacity Heavyweight Sheet Protectors
  - Custom 11 x 17 or other size protectors



### Third Issue – 1921-1923

By 1921 inflation was beginning to take its toll on the Polish economy and larger denomination revenue stamps were necessary. An issue of 11 denominations in MkP was released. The stamps were printed using typography on raised zinc plates. Each denomination had a different design with a central eagle motif as well as differing colors. There was no security under-print. Older Austrian machines were now being used for line-perforation, resulting in a wide variety of perforation sizes classed into three categories, (Barefoot Types A, B, and C). Type A stamps were variously perforated from 10 to 12½ and are the most common type.

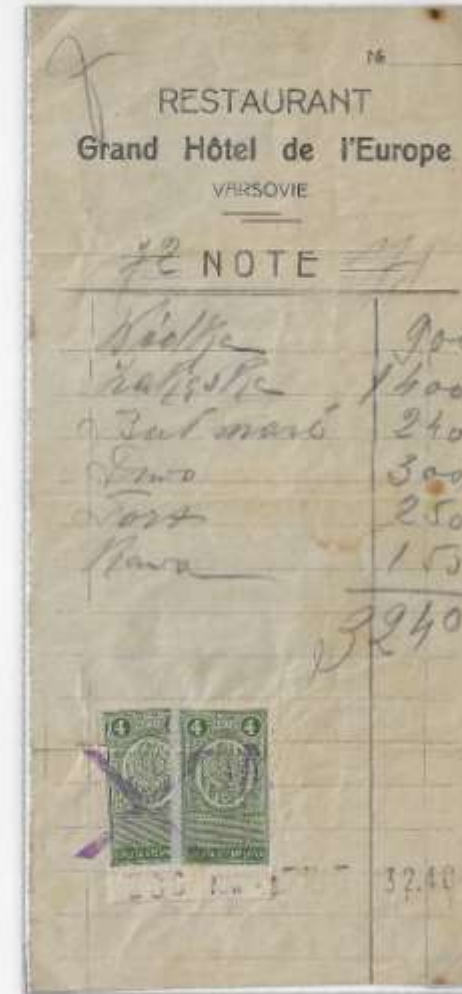


Some of the higher denomination stamps were often printed on yellow tinged paper.



Perf. 11 ½ stamps used on a Warsaw hotel restaurant receipt, circa 1921.

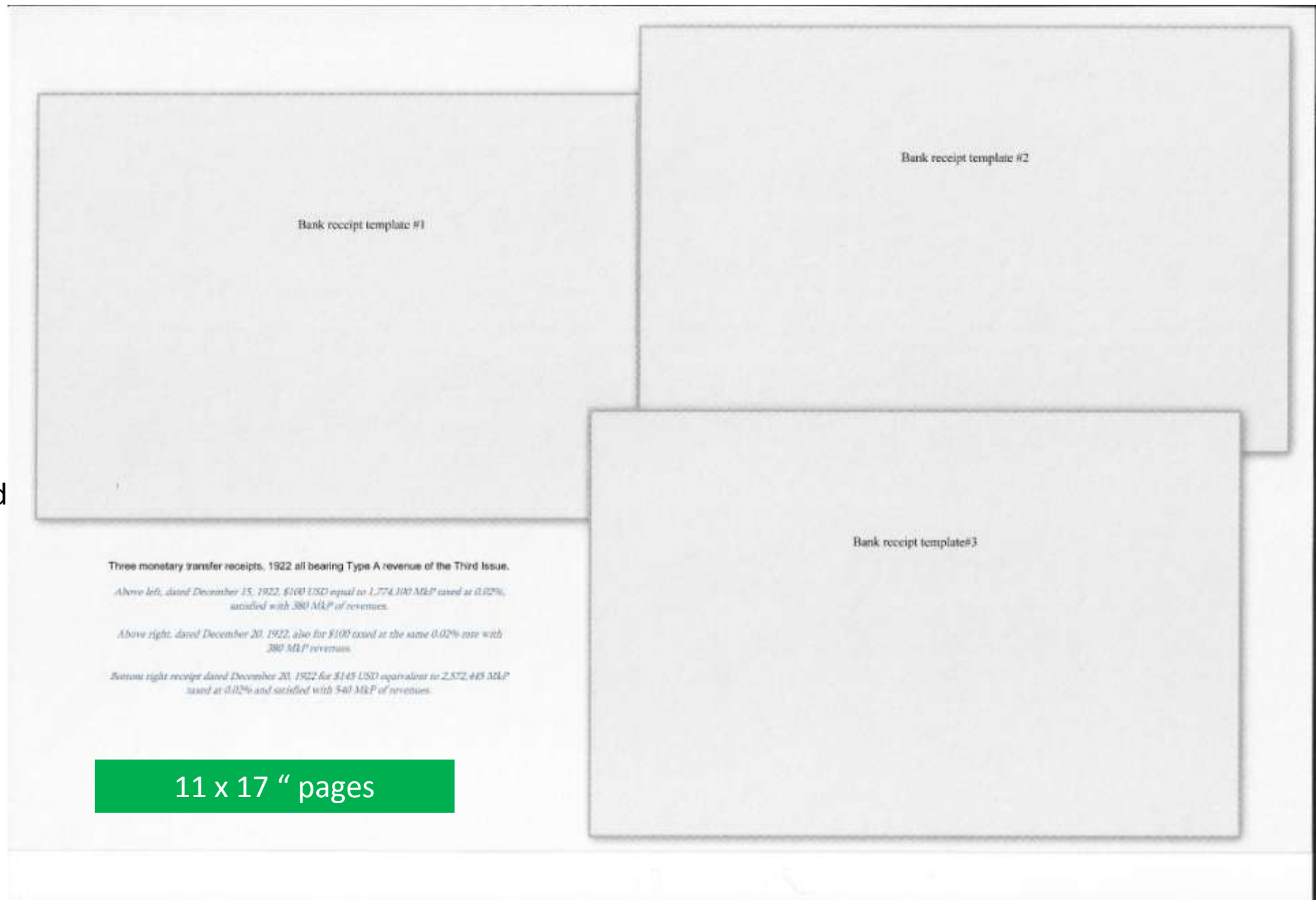
*The tax was 8 MkP on a bill totally 32.40 MkP, representing a whopping 25% tax on served food. However, converted to US Dollars the bill was a mere 4¢ and the tax \$0.0099.*



11 x 17 " pages =

- greater flexibility
- more material/ page
- accommodates large material

Note printed  
boxes for  
material



**D.** BANK KUPIECKI ŁÓDZKI, WARSZAWA, Wierzbowa 8.  
Wydział Przekazów Amerykańskich z polecenia  
**THE BANK OF UNITED STATES NEW-YORK.**

Sara Hajmcyjer, Warszawa **Pokwitowanie** 16 marca 1922 Nr 538/211  
Sienna 26 m.4  
Warszawa, d. 1922

Z polecenia THE BANK OF UNITED STATES, NEW-YORK  
sumę Dol. am. 100.-  
wyrównie Dolarów amerykańskich /sto/  
od BANKU KUPIECKIEGO ŁÓDZKIEGO w WARSZAWIE otrzymał  
i kwituje z odbioru w 2 jednobrzmiących egzemplarzach

Dokument Kem. Rada. Nr. 2633/r10  
wydan 4 w Warszawie d. 17.2.1922

Three monetary transfer receipts, 1922 all bearing Type A revenue of the Third Issue.

Above left, dated December 18, 1922, \$100 USD equal to 1,774,100 MŁP taxed at 0.02%,  
satisfied with 380 MŁP of revenues.

Above right, dated December 20, 1922, also for \$100 taxed at the same 0.02% rate with  
380 MŁP revenues.

Bottom right receipt dated December 20, 1922 for \$145 USD equivalent to 2,572,445 MŁP  
taxed at 0.02% and satisfied with 540 MŁP of revenues.

11 x 17 " pages

**D.** BANK KUPIECKI ŁÓDZKI, WARSZAWA, Wierzbowa 8.  
Wydział Przekazów Amerykańskich z polecenia  
**THE BANK OF UNITED STATES NEW-YORK.**

**KONTROLA.**  
**1591**  
The Bank of United States  
New York

Siłowa Wierba **Pokwitowanie** 20 marca 1922 Nr 534/2094  
Miejsce Podlas  
ul. Warszawska 51.  
s. Siedliska.  
Warszawa, d. 20 marca 1922 1922

Z polecenia THE BANK OF UNITED STATES, NEW-YORK  
sumę Dol. am. 100.-  
wyrównie Dolarów amerykańskich /sto/  
od BANKU KUPIECKIEGO ŁÓDZKIEGO w WARSZAWIE otrzymał  
i kwituje z odbioru w 2 jednobrzmiących egzemplarzach

Dokument Wierba Nr. 1401  
wydan 6 w Siedliskach d. 31.12.1921 Podpis Sara Hajmcyjer

**D.** BANK KUPIECKI ŁÓDZKI, WARSZAWA, Wierzbowa 8.  
Wydział Przekazów Amerykańskich z polecenia  
**THE BANK OF UNITED STATES, NEW-YORK.**


Mendel Szapiro, POKRÓŻE koło **Pokwitowanie.** 20 marca 1922 Nr 538/2111  
Druskielnik, pow. i s. Grodno  
Warszawa, d. 20 marca 1922 1922

Z polecenia THE BANK OF UNITED STATES, NEW-YORK  
sumę Dol. am. 145.-  
wyrównie Dolarów amerykańskich sto czterdzieści pięć  
od BANKU KUPIECKIEGO ŁÓDZKIEGO w WARSZAWIE otrzymał  
i kwituje z odbioru w 2 jednobrzmiących egzemplarzach

Dokument Kem. Rada. Nr. 3176  
wydan 4 w Grodnie d. 17.2.1922 Podpis Mendel Szapiro




11 x 17 " pages used as  
quarter panels



# To Matt or not?


- Matts allow ease of remounting
- Enhanced appearance – makes items pop
- Choose color of page and matt for contrast
- Consider:

Shadow boxing



or

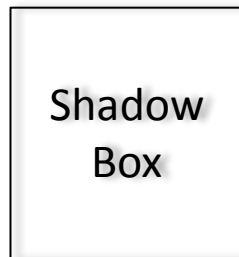
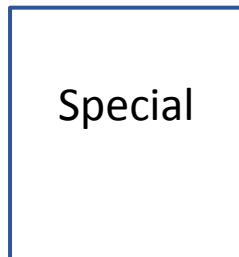
Printed matts



Either way works..... personal choice

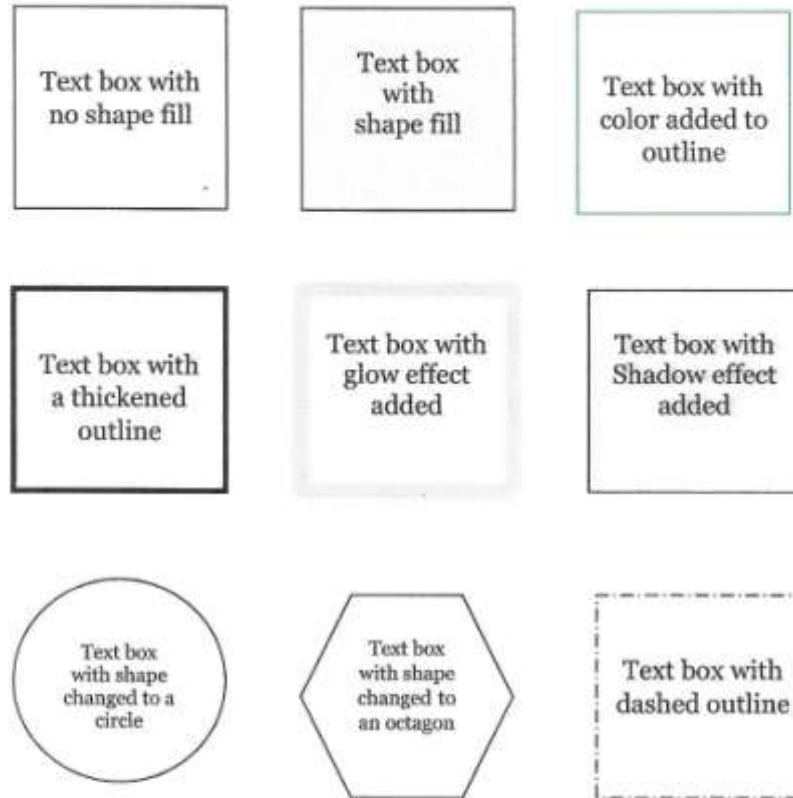
# Exhibit Templates – shapes and sizes

- Create a set of templates for all material to be shown
- Boxes for covers of varying sizes
- Boxes to outline philatelic items, singles, blocks, etc
  - Consider box outline colors and shadowing
- Different boxes if used to show rarity





## Sample Templates for Positioning Elements on Pages




## Use Text Box Templates to Highlight Items



Appearance with a  
stamp mounted

# Matt Color Selection

- sufficient contrast yet subtlety



## 2.0 Pathogenesis

### 2.3 Other Means of Transmission

Anything entering the mouth can be and easy source of transmission. Food utensils are often fomites.

Matt colors can  
be subtle or  
bold depending  
on your intent.

Liverpool "spoon" cancel,  
1856.  
Inland letter rate of 1d.



Drinking glass black proof.

Contaminated water wells also  
act as excellent fomites, as are ...



...vegetables grown in  
contaminated soil.



French meat revenue for pork

Uncooked food and meat is also a source of transmission.



Ministry of Food Official Stationery



## Contaminated Animals or Objects

## 3. Fashion

### 3.1 Traditional Designs

#### 3.1.2 Hats

## Slouch Hat

A slouch hat is an exaggerated fedora used by certain military units. In Australia it is called a cockaded hat. The civilian version is often worn cocked on the head with the oversized brim shading the eyes.



Poster stamp. German colonial  
Schutztruppe with slouch hat.



Making "blue"  
provisional. Position 8  
from the cracked plate c.

One of 30.

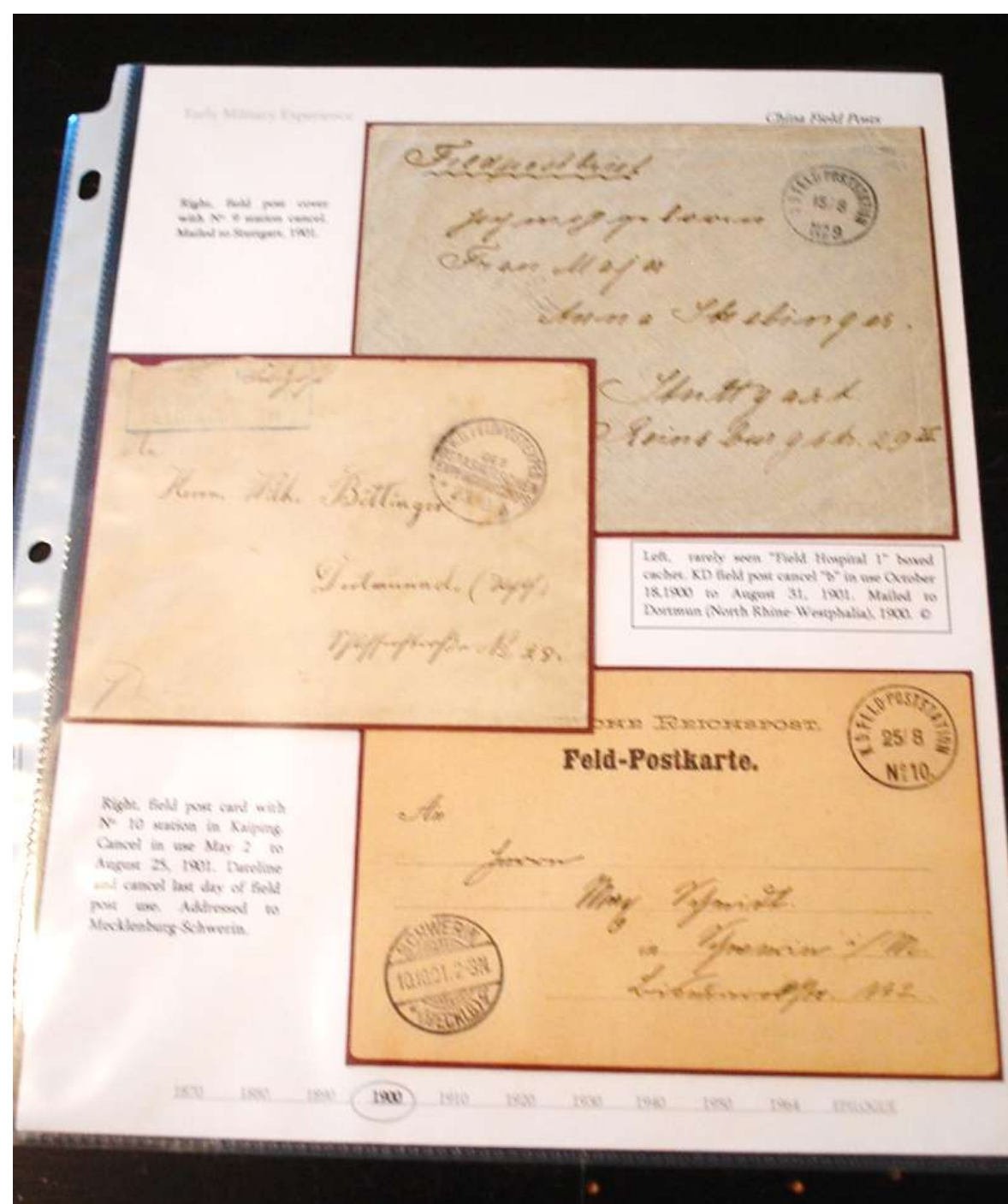


2012 Austria black print and issued stamp.



Booklet.





Maroon matts make items pop off the page

# Mounting Options


- Hinges
- Transparent plastic mounts – clear only, do not use black
- Corner mounts
- Post-it notes and mounting squares
- Needle and thread for fabric/unusual items

Examples follow

# Using Post-it Notes


If using the Post-it note technique only use white or light yellow

- Cut out squares from the tacky end of the note and apply them to your material
  - Will not alter stamp gum
  - Will not bleed
  - Will not fox with age






# Mint Material



# Sticker Squares

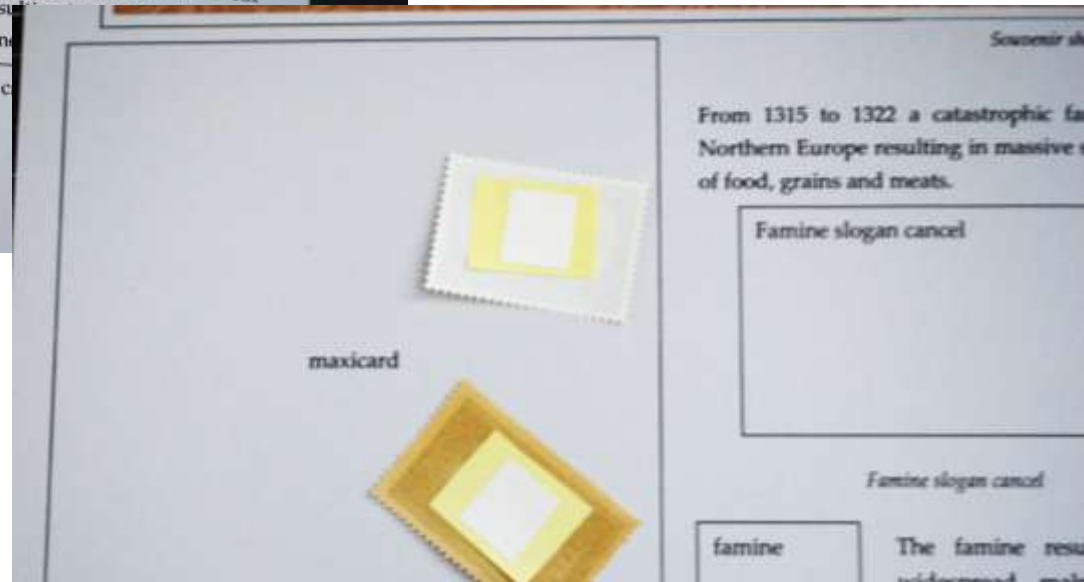


Now add a double stick mounting square to each adhered piece of post-it note

Gently peel off the blue liner to expose the double stick side

Now the item is ready for mounting on the page or a matt

Items are easily removed without damaging gum or leaving any trace of the previously adhered post it note.




# Mounting Fabric Elements

Double sided sticky tapes often do not work well with fabrics






# Using Thread




Reinforce the page back

# Using Thread

Always thread from back to front first then front to back allowing the knot to be tied on the back of the page.



# Using Thread



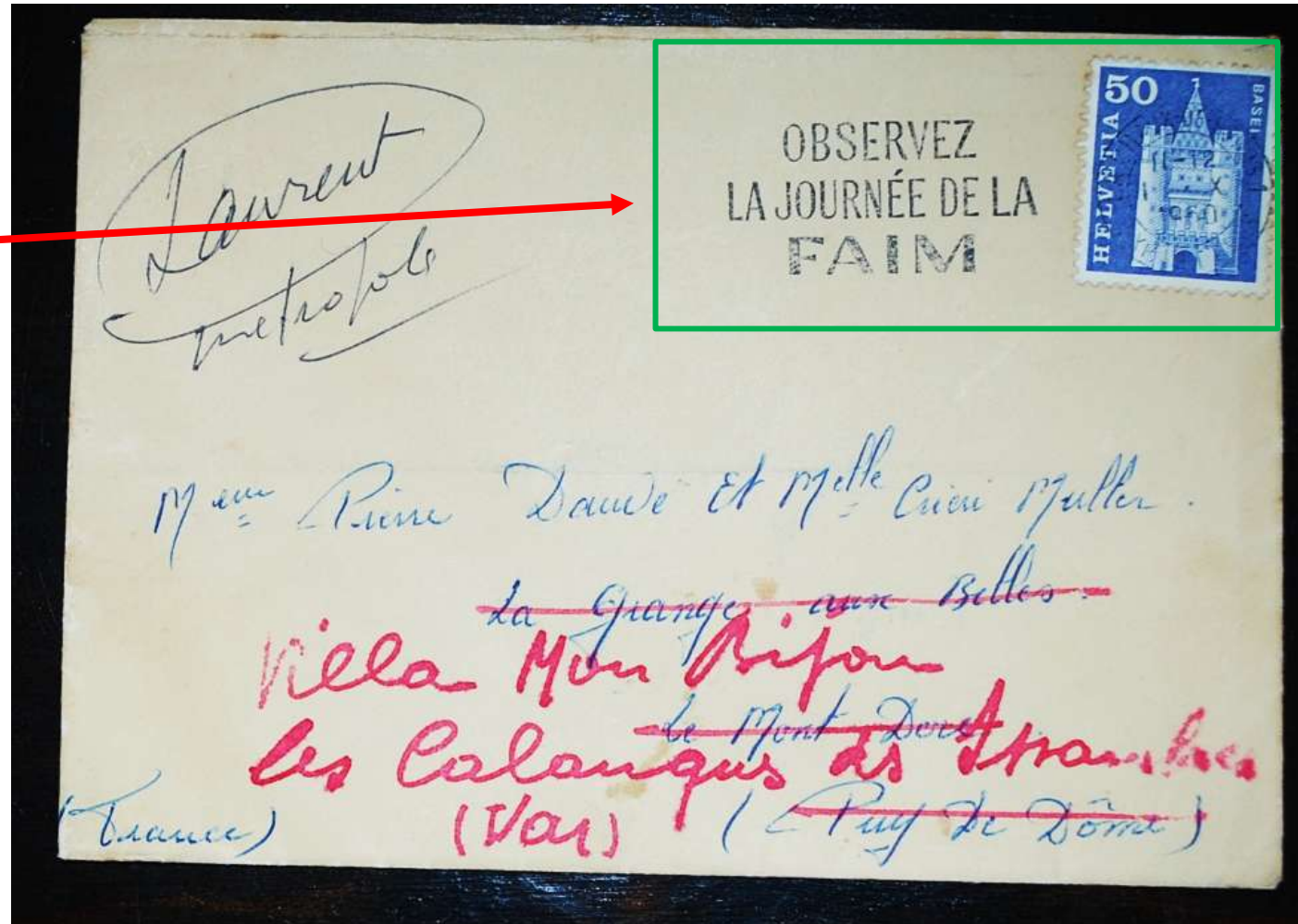
Note the printed circle used to highlight the mounted item

Now - lets look at windowing options

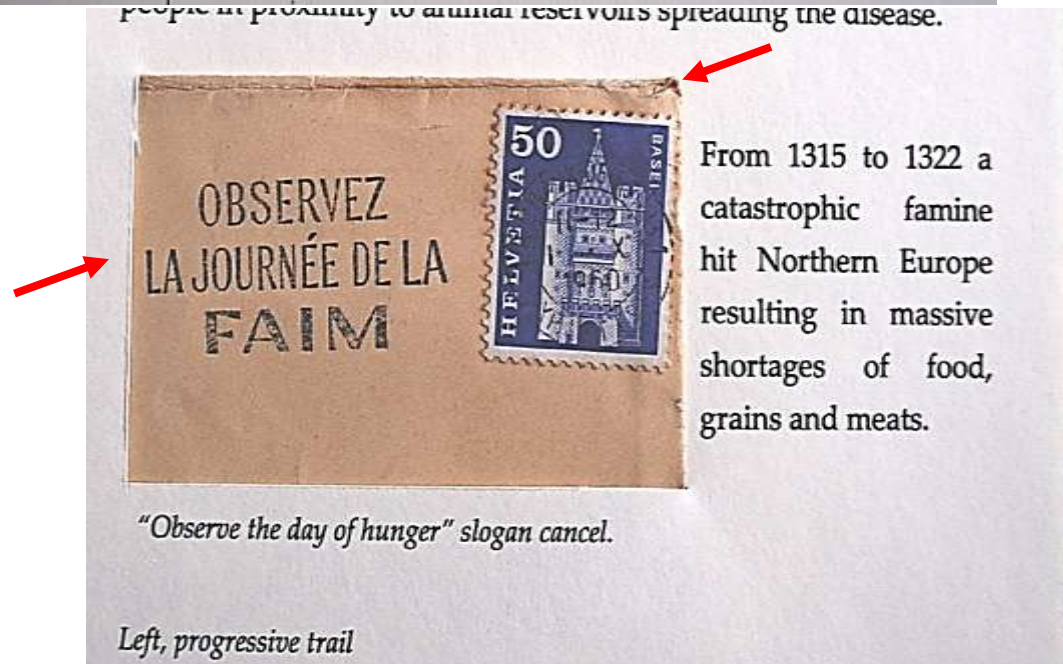
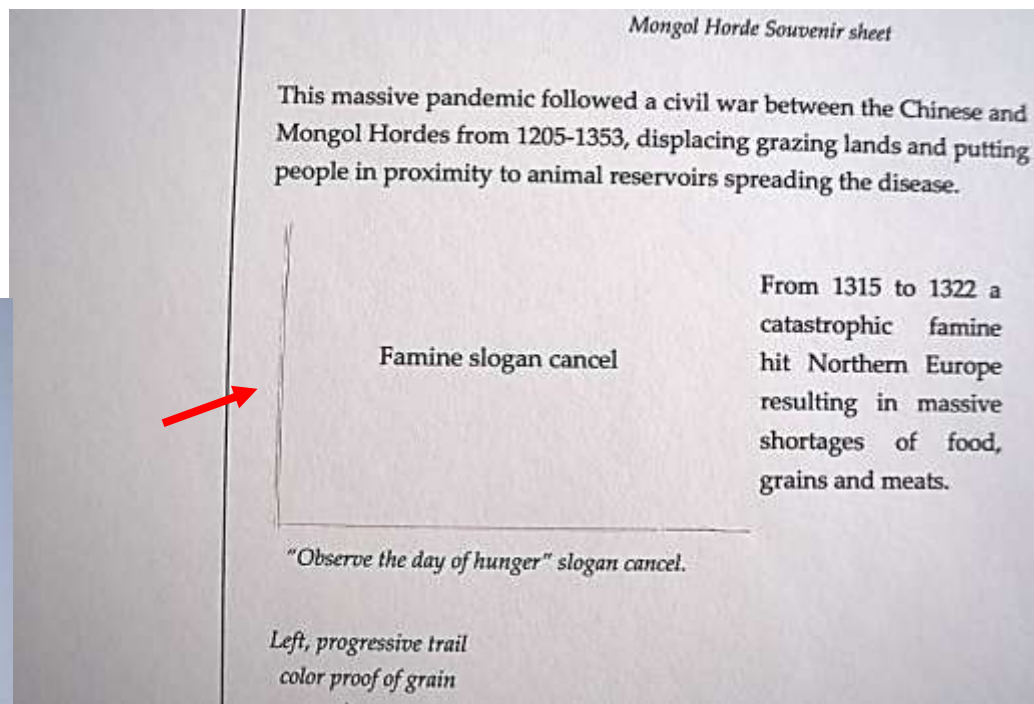



# Windowing for Detail

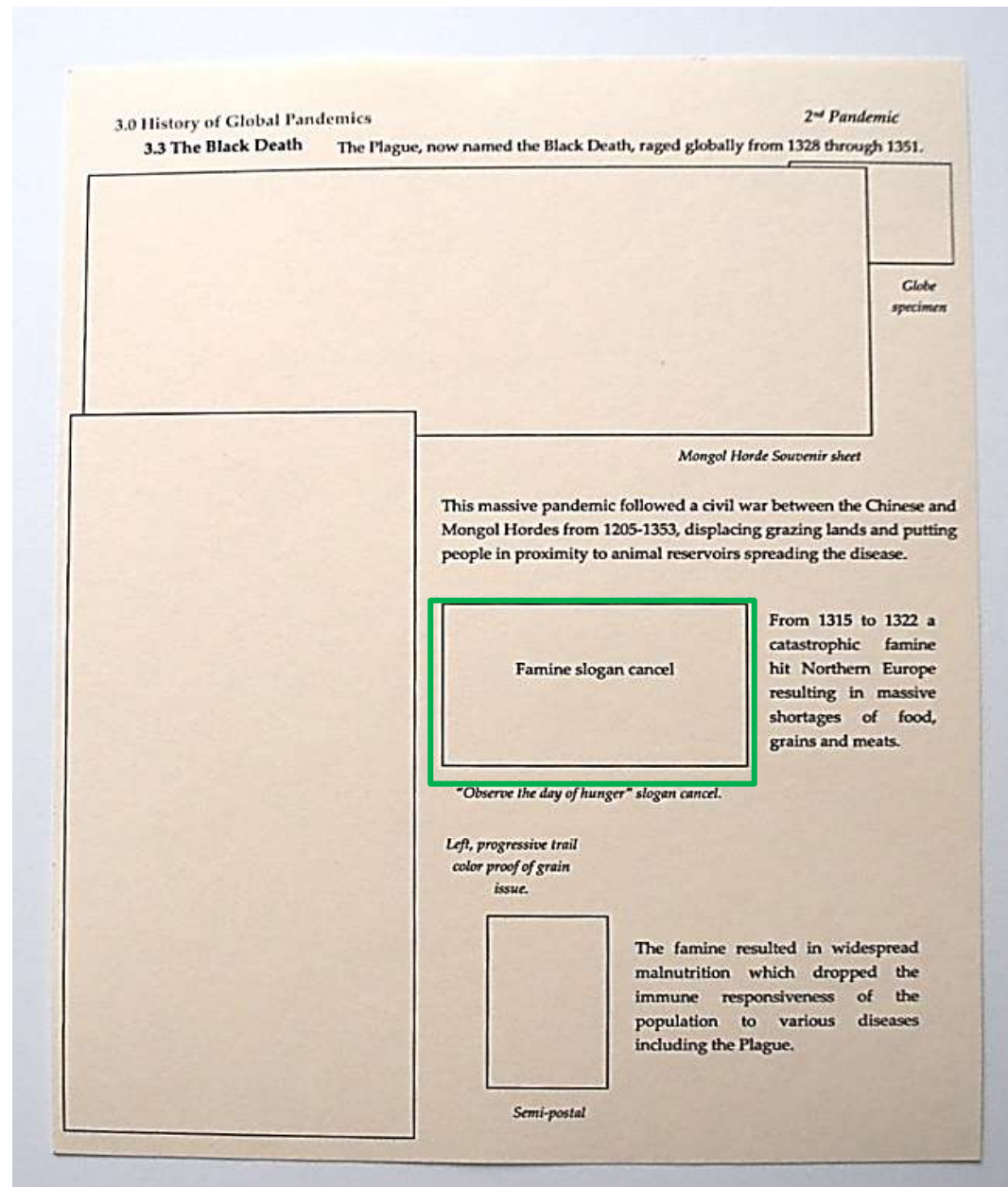
- Show only what you want
- Save space
- Hide ugliness



# Slit vs. window box

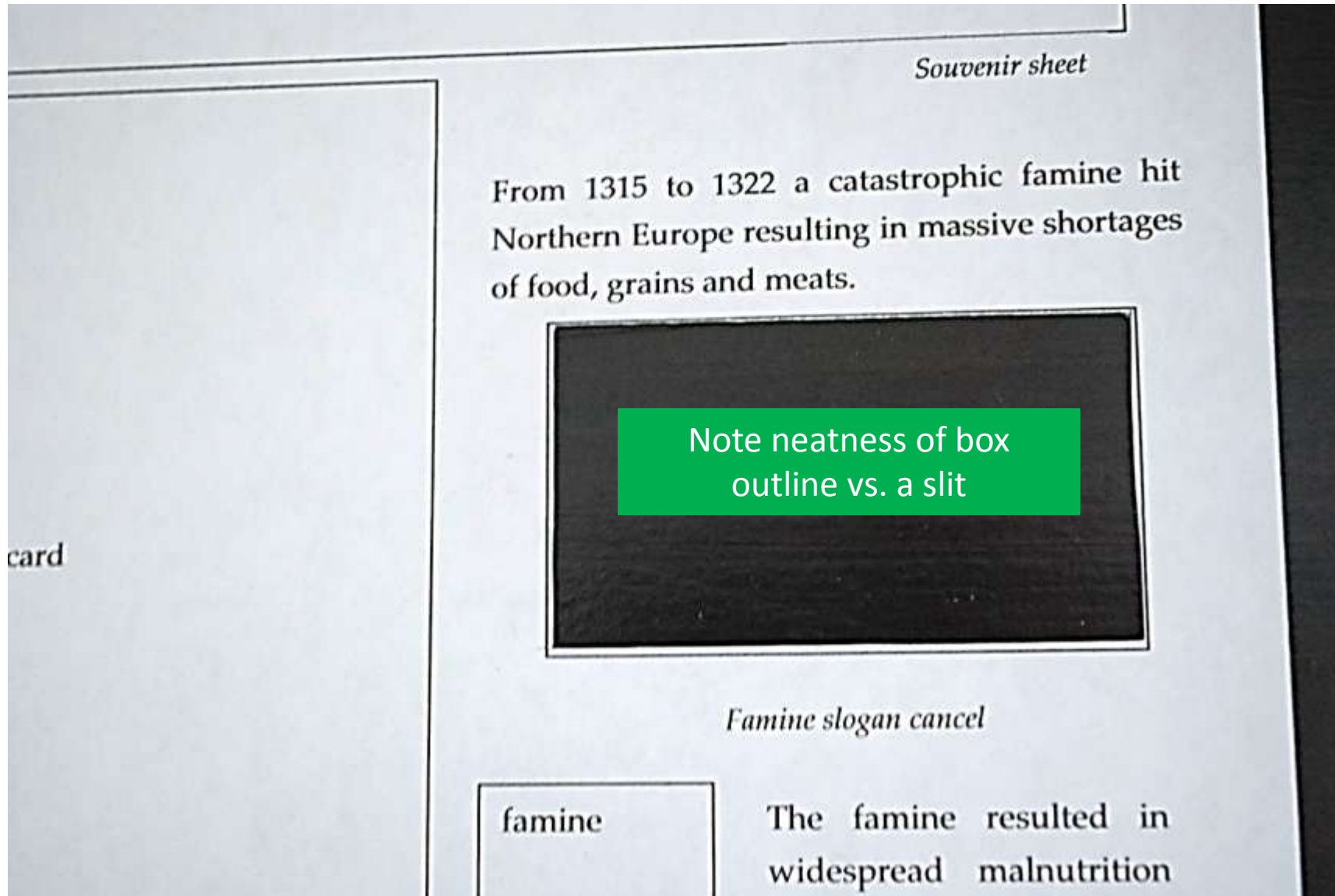


Prepare a window box the  
exact size of what you  
want to show

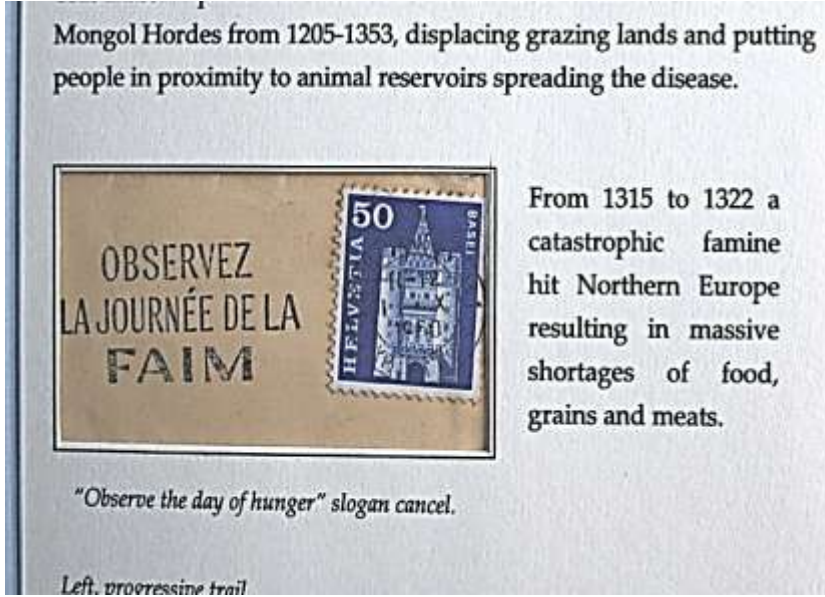




# Slit vs. Window Box







Appearance windowed



Appearance in a slit



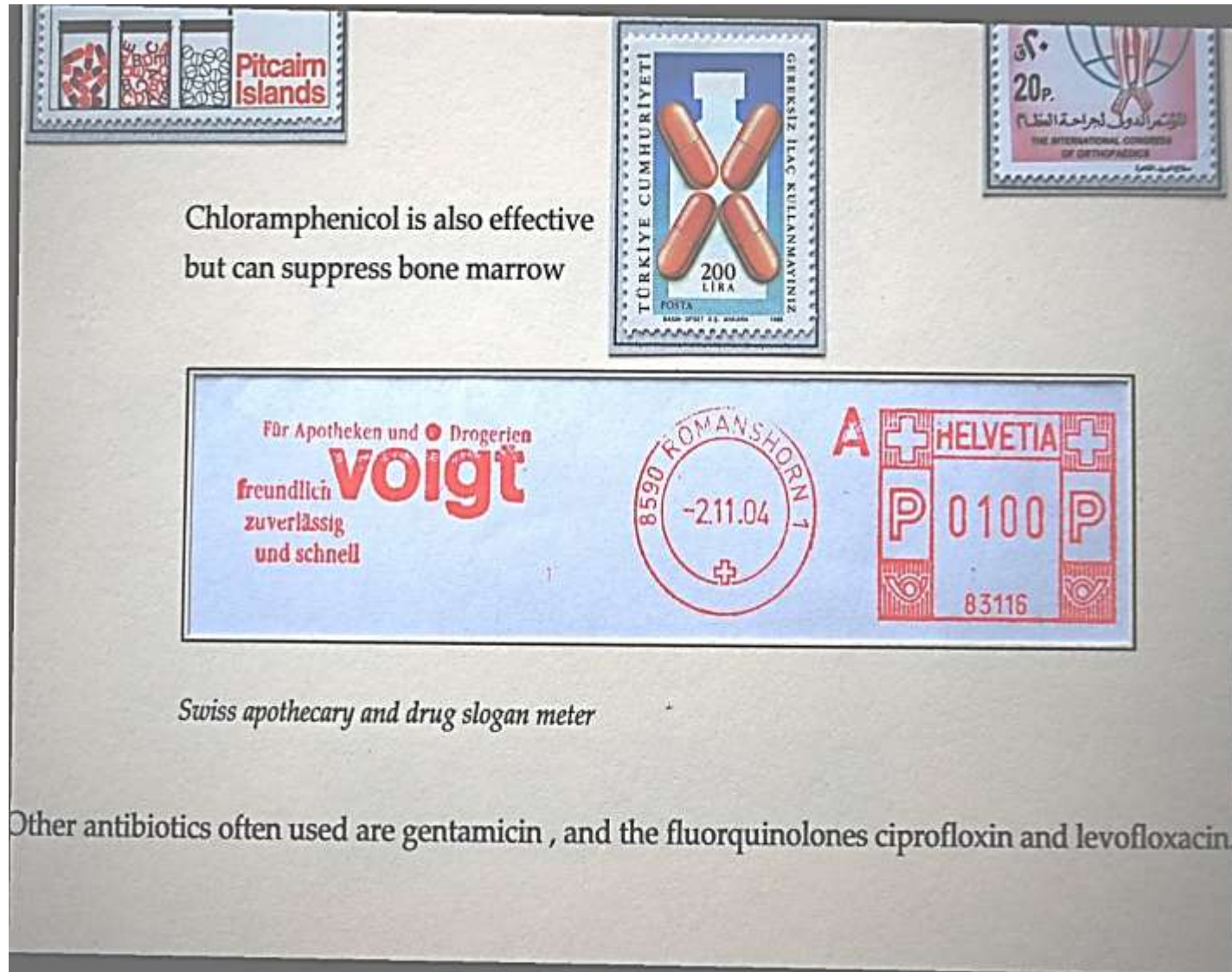
Final page with window



# Matting vs. window box



# Matting vs. window box



But windowed  
boxes always  
look neat



# Windowing Photos – show only what you want or have space for.

## 3.3 Music, Pomp & Pageantry

### 3.3.3 Adolf Hitler March of German Youth

HJ from all parts of Germany marched annually to the Reich Party Congress in Nuremberg, covering distances up to 800 km (490 miles).

Reich Youth Führer Baldur von Schirach stated,  
*"We are marching to the Führer  
– if he wishes, we will also march for him."*;  
a subliminal message of combat readiness.



## They Came for Across Germany



Windowed  
photo of  
Schirach in 1935  
(behind page,  
inset to left).


© Baltimore Sun  
archive photo  
BNY-298-BS.  
Picture taken in  
Berlin. Released  
March 31, 1935;  
archived  
April 2, 1935.

But, do show a  
reduced image of  
the entire item



# Windowing Fabric

Page back



Windowed item

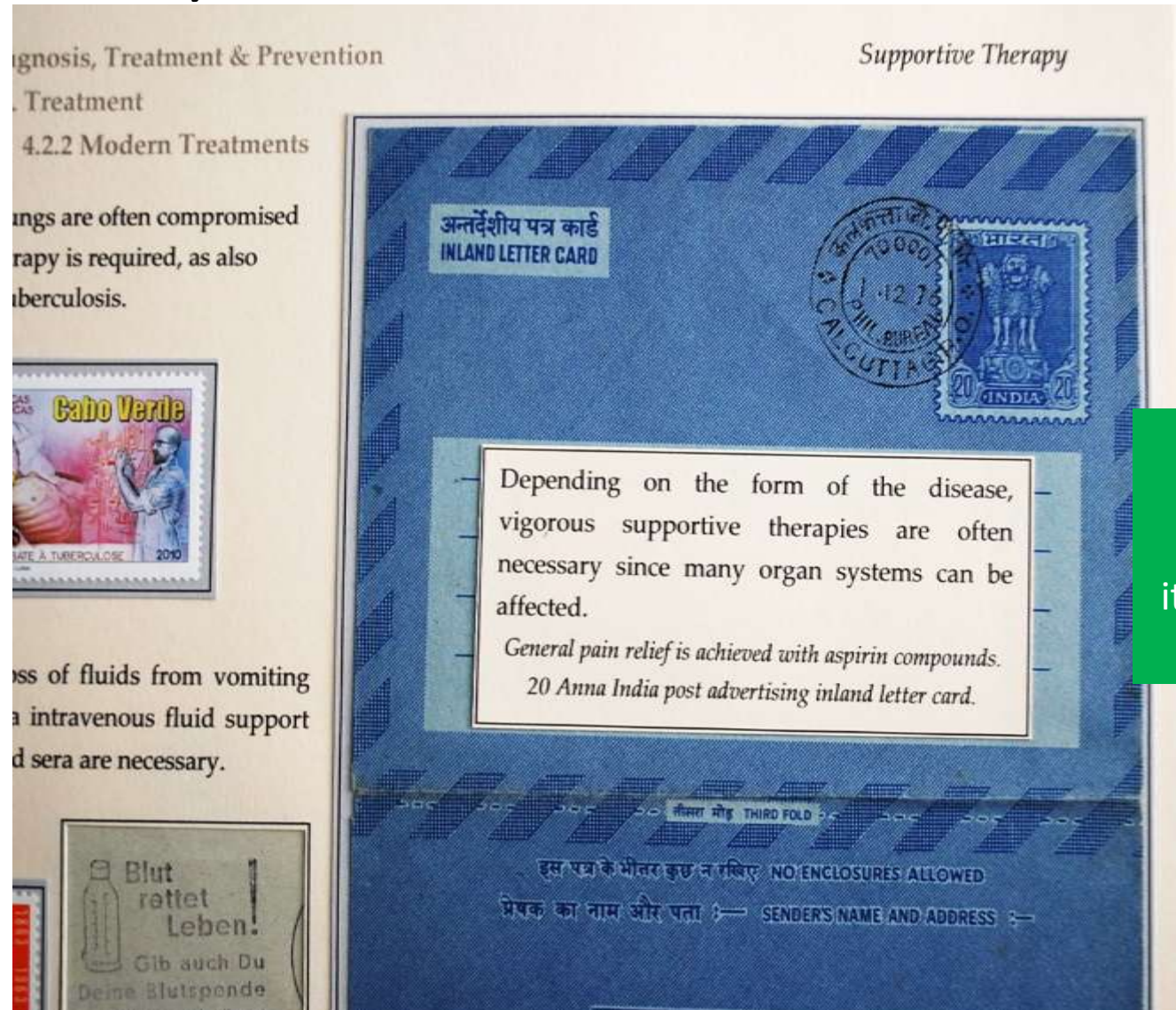


Next - lets discuss overlays & transparencies

# Overlays and Transparencies

- Better space utilization
- Avoid covering important aspects of elements
- Avoid damaging material with adhesive arrows or other shapes
- Use transparencies for highlighting and emphasis

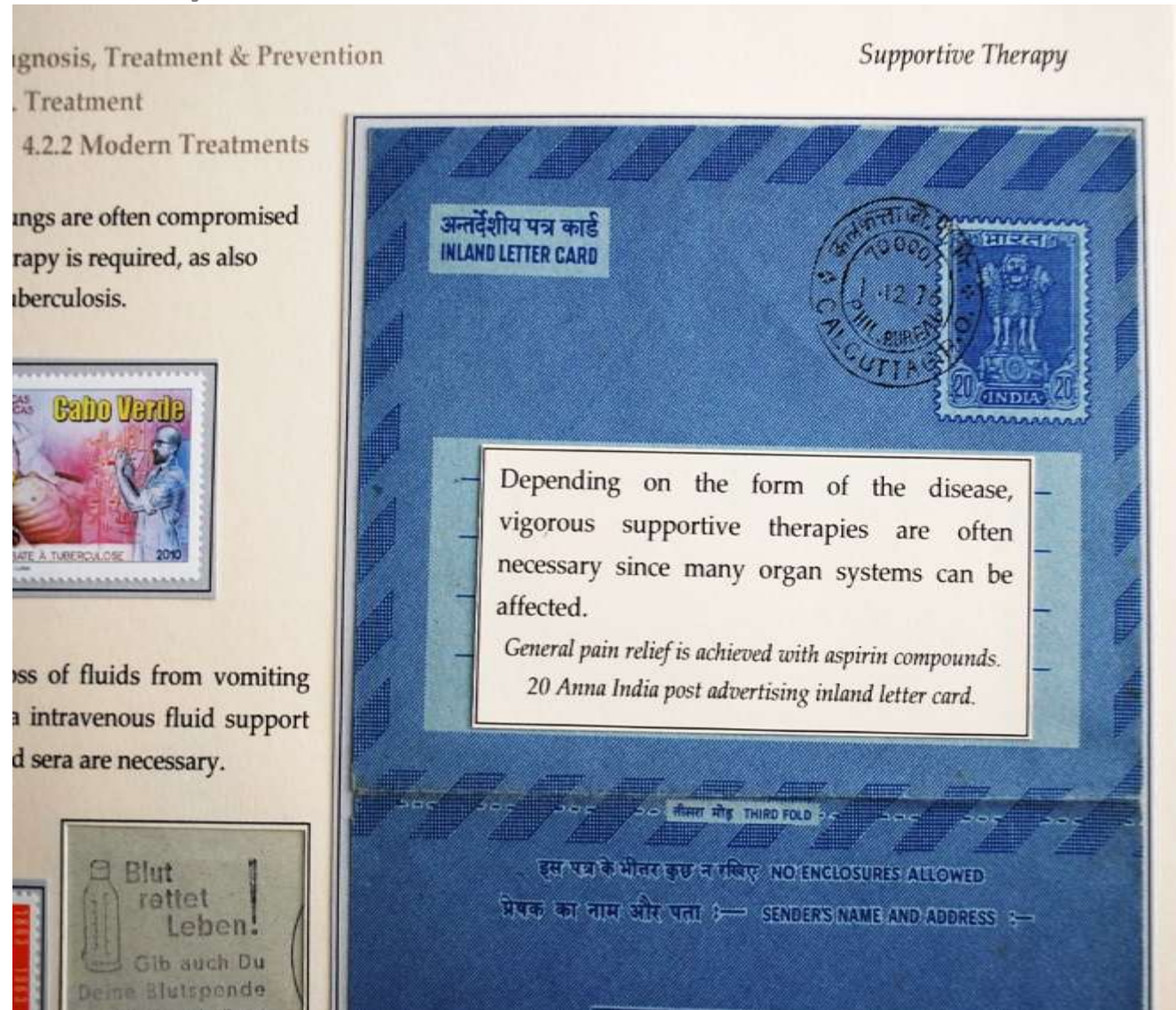
# Simple Overlay



Simple cut out and overlay on an unimportant part of an item such as the address line.



# Simple Overlay



Attach using a post-it note.

1. Post it note adheres to cover
2. Double stick square on top of post it note
3. Place overlay over double stick square

# Whole page overlays

Shown here, an actual item is used as the background for the page.





# Whole page overlays

Another example of a whole page overlay





# Mounting Thick Objects

- Thick or odd shaped objects
  - Coins
  - Medals
  - Booklets, etc.
- Foam board, 1/8 or 1/4 inch –archival or not
- or, use multiple layers of card stock to desired thickness
- Examples and demo follow:

# Direct Surface Mounting

VDA collection drive token

Make sure object will fit  
in a frame, ¼ inch  
maximum thickness.



Note that object is adhered directly to exhibit page  
Also, note printed circle to outline the item.

# Direct Surface Mounting

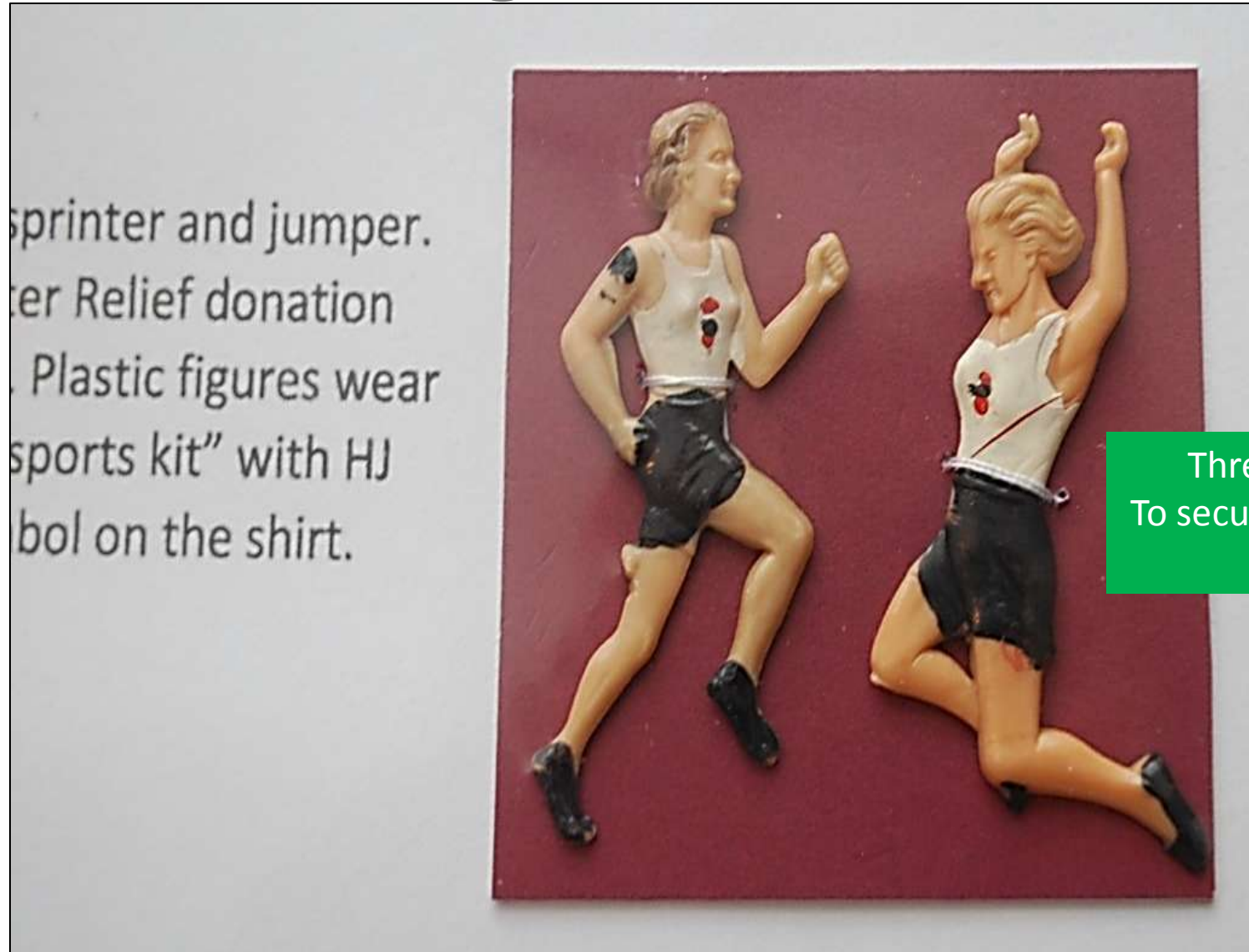




# Surface Mounting with Matts



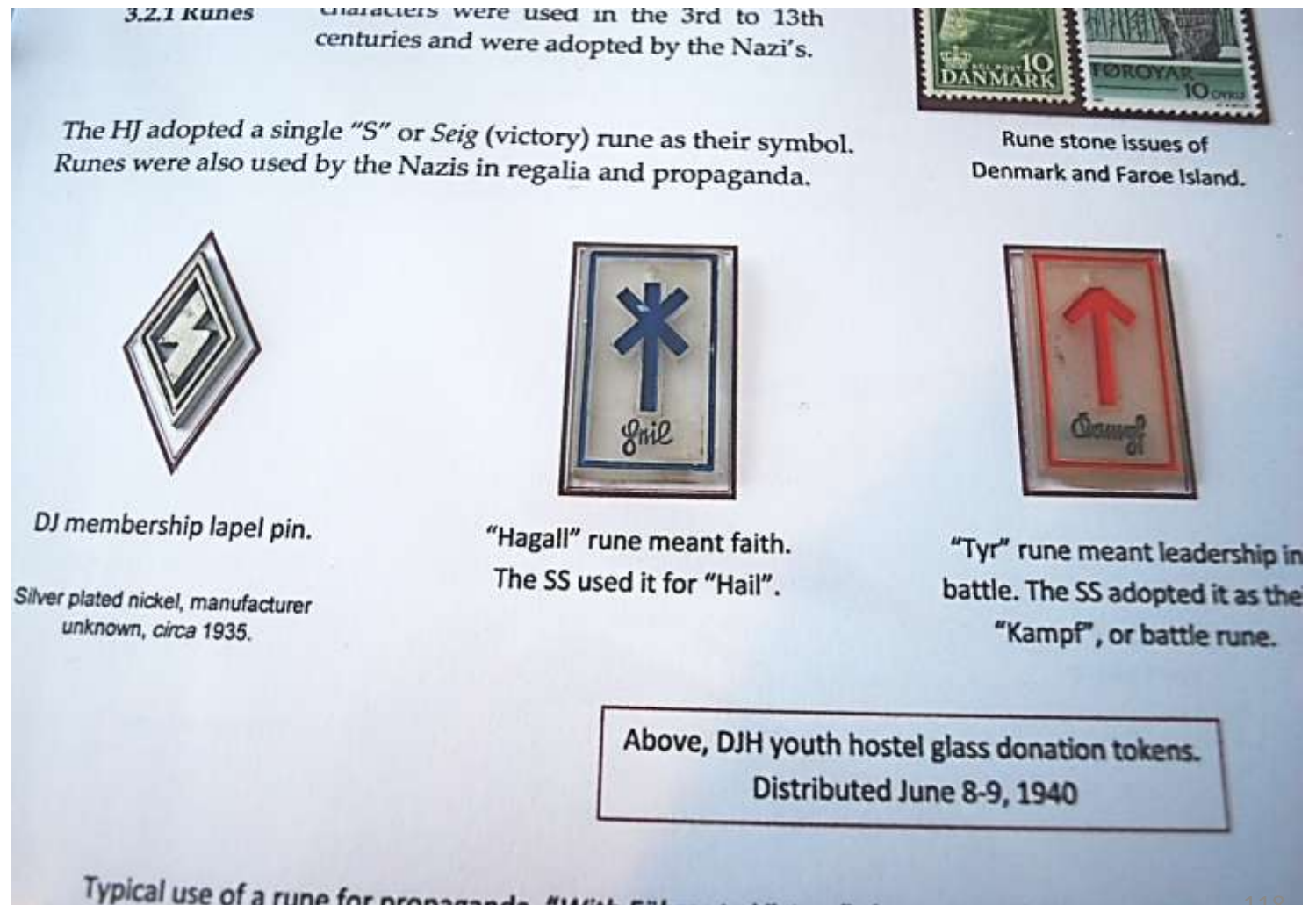
# Surface Mounting with Matts



Thread at waists  
To secure object on the  
matt.

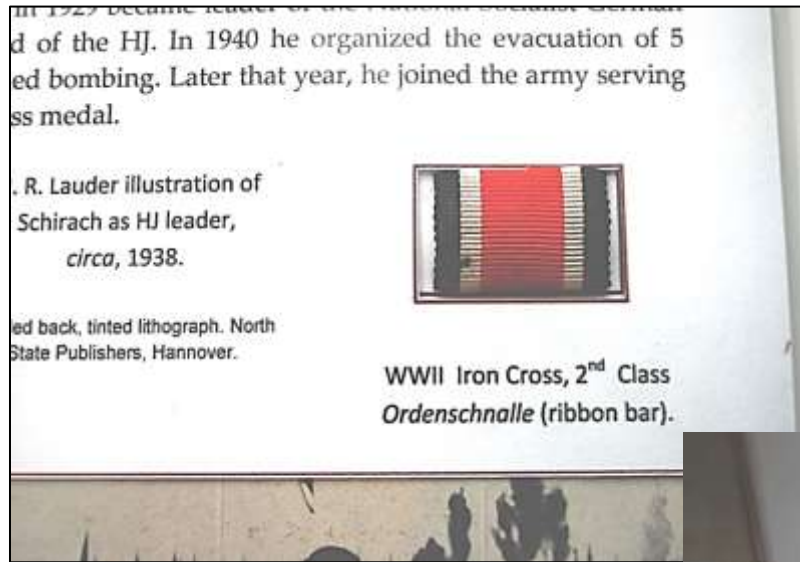
# Surface Mounting with Cut Out Windows

These objects are further enhanced by being placed in cut out windows sinking them slightly below the page surface





# Surface Mounting with Cut Out Windows




# Thick and Irregular Objects



This medal was too thick for surface mounting so using foam board drops it to the plane of the exhibit page face.



# Foam Board Technique



Medal can be surface mounted or in a simple cut- out box

Key is thick requiring use of foam board

Fabric patch requires windowing to hide the ragged edges



1. Layout Template = where items will be on page, leaving room for text etc.

Print boxes on page for each  
object approximating  
shape/size

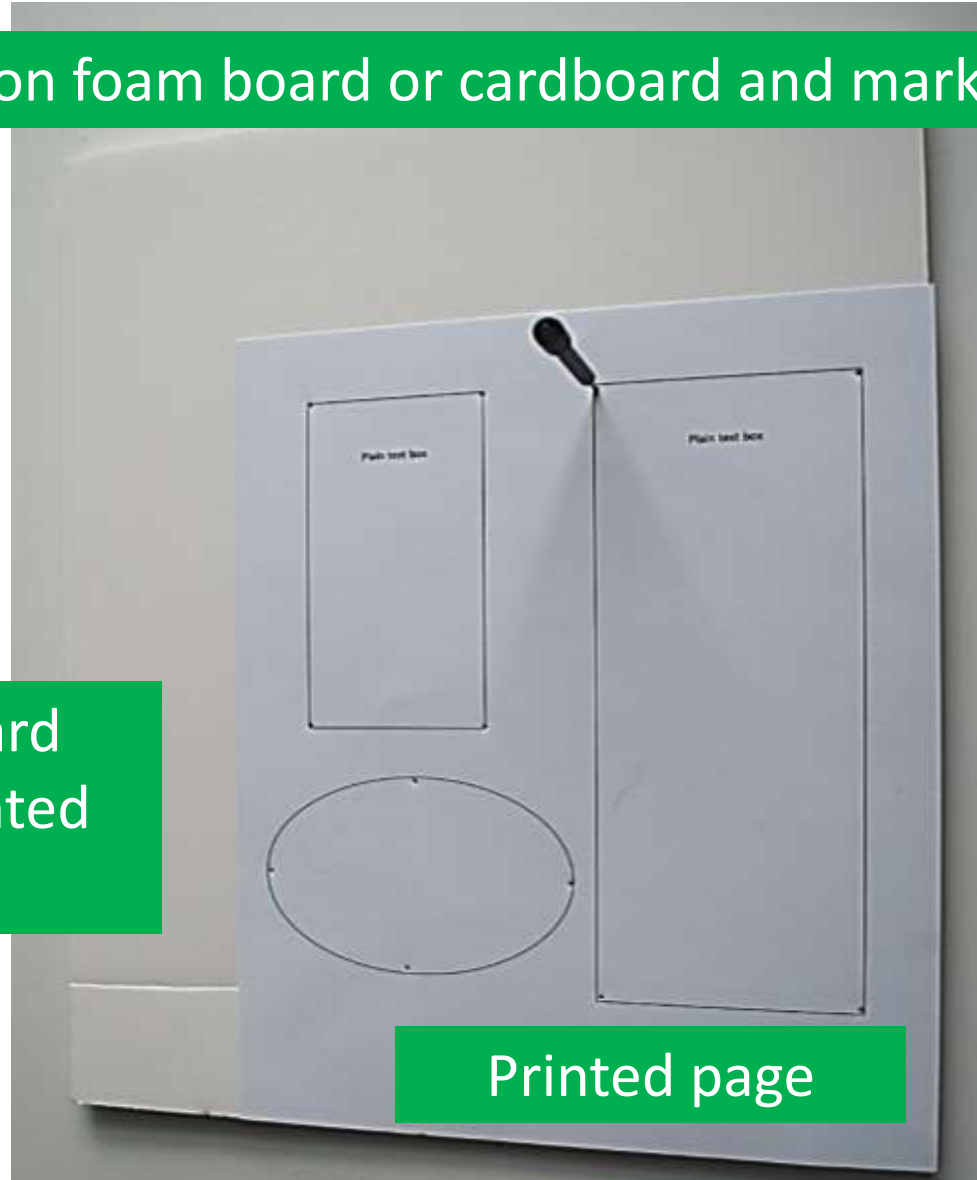


## 2. Prep the Foam Board


Lay page on foam board or cardboard and mark outline of boxes

foam board  
under printed  
page


Printed page



### 3. Cut the Foam Board




Cut boxes out of foam board leaving up to  $\frac{1}{4}$  inch excess.





## 4. Choose box fill color .....add backing and mount items



## 5. Add Surface Mount Objects to Foam Board. Prepare Backing Underlay with adhesive

Foam Board is  
the middle of  
the “sandwich”

Note fabric  
is  
mounted to  
foam board



Bottom most  
page of the  
“sandwich”

## 6. Make Final Exhibit Page, cut out boxes and Secure Sandwich over foam board



Exhibit page is the outermost layer of the “sandwich”

# Another example





# Examples





From 1956 and 1957 boats battled with Vorheek in the numerous and round ways. When the Northern part of the colony was lost Vorheek continued to retreat south.

### Active in the South



© 2000 Blackwell Science Ltd, *Journal of Internal Medicine* 247: 111–118



© 2005 Blackwell Publishing Ltd  
Journal of Internal Medicine 258: 103–110



1998-1999  
 1999-2000  
 2000-2001



Reprinted with permission from *Wiley-Interscience*, copyright 1979.

Article 14(1) of the  
Treaty, 1957 (EEC Treaty)  
[1957] O.J. (L 241) of 22  
April 1957, at 12, which  
expressed the "strong  
desire" of the Member  
States to "bring about  
the unification of their  
laws, regulations, admin-  
istrative provisions and  
practices."

11. Widdowson and John were  
 married on the 21st day of  
 August 1844. They were of the  
 same age, and were both  
 of the same family, and  
 were both of the same  
 age, and were both of the  
 same family, and were both  
 of the same age, and were  
 both of the same family, and  
 were both of the same age,

the colony was lost Vorbeck contin



Portrait of a young identification case from the Nyasaland African  
Throng, one of many native forces fighting under Scouts.





How do you assess your presentation?

# Assessing Your Preparation

- Mount exhibit in frames....or it lay out on the floor
- Stand back and look for:
  - Overall color scheme
  - Clutter/overcrowding
  - Diagonal material that distracts
  - Placement of large pieces that distract
  - Excessive white space
  - Excessive text
- Make corrections as necessary

Now - lets prepare for the show.



# Best Practices in Show Preparation

- Always submit both a TP and synopsis
- Date your submitted material
- If mounting your own exhibit, bring:
  - Scotch Brand Wall-Safe Tape
  - Blue painter tape (page back taping)
  - Extra corner mounts and other mounts
  - A channel lock gripper
  - Windex (or other) glass cleaner and paper towels
- Mount neatly assuring everything is correctly positioned
- Have FUN!



cohesiveness – simplicity - appearance

# Recap of Presentation

- Purpose and scope
- Philatelic and para-philatelic material
- Ephemera and artifacts
- Mounting and exhibiting limitations when using ephemera and artifacts.
- Specialized mounting techniques for ephemera and artifacts.
- Questions

Questions..... please.

Contact me at any time:

Dr. Ed Andrews  
afacinc@yahoo.com